

NORTHFIELD TOWNSHIP BOARD AGENDA

May 8, 2018 - 7:00 PM

8350 Main Street, 2nd Floor

CALL TO ORDER

INVOCATION/PLEDGE

ROLL CALL

CALL TO THE PUBLIC

BOARD MEMBER REMARKS

CORRESPONDENCE AND ANNOUNCEMENTS

CONSENT AGENDA: Fire Department Report, Police Department Report, Wastewater Treatment Report, Community Center Report +, Zoning Compliance Report, Donations Report, North Village Expenditure Report, Peoples Express Rides Report

ADOPT BALANCE OF AGENDA

PRESENTATION – 20 Minutes

Washtenaw County Road Commission Annual Meeting

AGENDA ITEMS – 30 minutes

1. Establish Budget for Road Commission Annual Work Plan – 5 minutes
2. Resolution 18-585 regarding Enhanced Communication with Washtenaw County Road Commission
3. Police Department Sergeants Promotion Testing Process
4. Discussion of DDA request to engage a design engineer to evaluate and provide recommendations concerning improvements to 75 Barker necessary to allow retail and/or office usage – 10 minutes
5. Resolution 18-586: Waiving fees for late filed Property Transfer Affidavits – 5 minutes
6. Bills

REPORTS/UPDATES – 10 minutes

- | | |
|--------------------------------------|--------------------------------|
| • ZBA Report + | • Financial/Treasurer's Report |
| • Planning Commission Report + | • Fund Balance Report |
| • Parks and Rec Report + | • Supervisor's Report |
| • Land Preservation Committee Report | • Manager's Report |

APPROVAL OF MINUTES OF APRIL 10, 2018

APPROVAL OF MINUTES OF APRIL 24, 2018

2nd CALL TO THE PUBLIC

BOARD MEMBER COMMENTS

ADJOURNMENT

* Denotes previous backup; + denotes no backup in package

This notice is posted in compliance with PA 267 of 1976 as amended (Open Meetings Act) MCLA 41.72A (2) (3) and the Americans with Disabilities Act. (ADA) individuals with disabilities requiring auxiliary aids or services should contact the Northfield Township Office, (734-449-2880) seven days in advance.

Jennifer Carlisle

From: Steven Aynes
Sent: Wednesday, April 25, 2018 3:40 PM
To: Jennifer Carlisle
Subject: FW: Shady Beach

Please put on next agenda.

Steve

From: Maynes, Bradford [<mailto:maynes@peblaw.net>]
Sent: Wednesday, April 25, 2018 2:44 PM
To: Steven Aynes; Marlene Chockley
Cc: Paul Burns
Subject: Shady Beach

Steve and Marlene -

It is my understanding from Kurt Weiland that the final inspection out at 7725 Shady Beach has been successfully completed and approved. Accordingly, our office is asking that this matter be placed on the next Township Board agenda to discuss concluding the litigation.

Thanks,

BLM

--

Bradford L. Maynes
Law Office of Paul E. Burns
133 West Grand River
Brighton, Michigan 48116
p (810) 227-5000
f (810) 220-5895

CONFIDENTIAL NOTICE: This internet message and any attachments may contain information that is confidential and/or legally privileged. It is intended for use only by the named recipients. If you are not a named recipient, please notify me immediately, and do not use this message or any attachments for any purpose, or distribute or otherwise disclose its contents to any person, or copy or store it in any medium. Thank you.



William E. Wagner, Jr.
Director of Public
Safety/Fire Chief

Northfield Township Public Safety

8350 Main Street, Whitmore Lake, MI 48189
Fire: 734-449-2385 • Fax: 734-449-2521
Police: 734-449-9911 • Fax: 734-449-0511
www.twp.northfield.mi.us



Timothy Greene
Lieutenant
Police Operations

April 2018

Northfield Township Fire Department

Statistical Report

| | |
|-----------------------------|------------------|
| Responses April 2018: | 43 |
| Responses April 2017: | 51 |
| Fire Calls: 7 | |
| Structure Fires | 2 |
| Vehicle Fire | 1 |
| Fire Alarms | 2 |
| Outside fire | 1 |
| Smoke investigation | 1 |
| Emergency Medical Calls: 15 | |
| Chest Pain | 5 |
| Difficulty Breathing | 0 |
| Unconscious/Cardiac Arrest | 1 |
| Diabetic/ Seizure | 1 |
| Trauma | 3 |
| Overdose | 2 |
| Abdominal pain | 0 |
| Other | 2 |
| Motor Vehicle Accidents: 19 | |
| Injury Crashes | 7 |
| Unknown | 12 |
| Pin In | 3 (in one crash) |

Public Service calls: 2

| | |
|-----------------------|---|
| Electrical wire down | 2 |
| Fuel Spill | 0 |
| Carbon Monoxide Alarm | 0 |
| Trees down | 0 |
| Elevator Rescue | 0 |
| Gas leak | 0 |
| Other | 0 |

Mutual Aid Given 1

| | | |
|------------|----------------|---|
| Salem Twp. | Structure Fire | 1 |
|------------|----------------|---|

Mutual Aid Received: 1

| | | |
|-----------|--------------|---|
| Green Oak | Chimney Fire | 1 |
|-----------|--------------|---|

| | |
|---------------------------|----|
| Responses in hamlet area: | 20 |
|---------------------------|----|

| | |
|--------------------------|---|
| Responses in rural area: | 3 |
|--------------------------|---|

| | |
|----------------------|----|
| Responses on Highway | 17 |
|----------------------|----|

| | |
|---------------------------------|---|
| Responses outside the township: | 3 |
|---------------------------------|---|

| | |
|--------------------------------------|------|
| Average response time for the month: | 6:54 |
|--------------------------------------|------|



William Wagner



William E. Wagner, Jr.
Director of Public
Safety/Fire Chief

Northfield Township Public Safety

8350 Main Street, Whitmore Lake, MI 48189
Fire: 734-449-2385 • Fax: 734-449-2521
Police: 734-449-9911 • Fax: 734-449-0511
www.twp.northfield.mi.us



Timothy Greene
Lieutenant
Police Operations

May 2018 Director of Public Safety Board Communication

- 1. Fire department activity for April 2018:** April of 2018 that while it was a slow month for responses, there were several very significant calls. On April 8th we received a call for a head on motor vehicle crash on southbound 23 north of Six mile involving a wrong way driver. This crash resulted in 5 patients being pinned in 3 different vehicles. Unfortunately the crash resulted in 2 fatalities. I was very proud of the fire department response and the work performed. We transported 4 patients, 3 of which were pinned in within 30 minutes of receiving the call. We also assisted Salem Township with a structure fire. Lastly, we responded to a chimney fire in Northfield Township and the fire was contained to the chimney.
- 2. Fire Department training for April:** Fire Department training activity for April consisted of: Review of ropes and knots. We also had 2 EMS continuing education classes of spinal injuries and a review of the respiratory system. We have recently had 2 fire fighters complete their EMT class and now await to take the State certification.
- 3. Gas Stations in Violation of Fire Code:** We have received a complaint of gas stations in the Township leaving their pumps on when the station is closed. This is in violation of fire code. I have addressed it verbally with all 3 stations and attempting voluntary compliance. I believe you will hear more on this in the future.
- 4. Sale of Rescue Truck:** Several months ago the Board approved the sale of an old Rescue truck. I believe we have reached a deal with a fire department from Utah. We are awaiting the check to complete the sale. We did have to clear a previous loan on the title.
- 5. Stand-by for Ann Arbor Township:** On April 14th we were requested to stand by Ann Arbor Township Station #1 for a few hours while their department attended a funeral for a former Fire Chief. We did respond to several calls for them during that time as there was an ice storm in the area.
- 6. Proposal for use of Mental Health Millage funds:** At the May 22nd Board meeting I plan on having a proposal for the use of the Mental Health millage. I believe there is a large need in our community to address the need of residents suffering from mental health issues. I will also be proposing utilizing part of these funds to discuss a partnership with our schools in the Township for a part time School Resource officer.

7. **Drug Take Back:** On April 28th the Northfield Township Police Department participated in the DEA “Drug Take Back” we did take in 17 pounds of unused prescription drugs.

Northfield Township Fire Department

8350 Main Street
Phone (734) 449-2385

Whitmore Lake, MI 48189
Fax (734) 449-2521

Fire Chief
William E. Wagner, Jr.

Fire Prevention Activity

For the month of: April 2018

| <u>Date</u> | <u>Activity Type</u> | <u>Address</u> | <u>Business</u> |
|--------------------|-----------------------------|-----------------------|--------------------------------|
| 4/6 | Follow-Up | 7527 Whitmore Lake | Calvary Baptist Church |
| 4/6 | Follow-Up/ Consult | 5795 Pontiac Trail | Ann Arbor Christadelphian |
| 4/11 | Pre-Inspection | 5301 Whitmore Lake | McFarland Tree Services |
| 4/11 | Inspection | 8345 Main | Allstar Alarm |
| 4/16 | Inspection | 5444 Whitmore Lake | B&B Heartwoods |
| 4/16 | Pre-Inspection | 5671 Whitmore Lake | Old St Patrick Church |
| 4/25 | Inspection | 5301 Whitmore Lake | McFarland Tree Services |
| 4/25 | Follow-Up | 7035 Jomar | Balance Technology |
| 4/25 | Follow-Up | 10 Jennings | Northfield Twp. Human Services |

Fire Prevention Division

NORTHFIELD TOWNSHIP POLICE DEPARTMENT

MONTHLY OPERATIONS REPORT



APRIL 2018

APRIL 2018 MONTHLY REPORT

| | |
|--|-------------|
| Calls For Service | 336 |
| Arrests | 15 |
| Mutual Aid Assistance To Other Departments Inside the Township | 6 |
| Mutual Aid Assistance To Other Departments Outside the Township | 2 |
| Average Response Time | 6.44 |

NOTES & FACTS FROM THE DEPARTMENT

- **DATA:** 72 % of total complaints answered were in the hamlet area and 28 % were handled throughout the rest of the Township.

- **TRAINING**

FORMAL Sgt. M. Smith – Staff and Command
 Ofc. R. Wright – LEIN Security Awareness Training

IN-SERVICE – Miranda and the Interview

Basic Photography Techniques

4TH & 6TH Amendments

Arrests and Terry Stops & Warrantless Searches (Exceptions)

Intro to Constitutional Criminal Law & Procedure

Miranda and the Interview

Search Warrants and Probable Cause

Suspect IDs (Lineup, Show up)

- **EVENTS OF SIGNIFICANCE**

MDOP

On April 29th, officers responded to a residence for a report of a malicious destruction of property. The victim stated she had recently broken up with her boyfriend and that she had seen him in the area. A short time later she heard a noise and saw him driving away. When she went outside she found that her vehicle had been keyed all over. Charges were submitted on the suspect for MDOP.

HOME INVASION

On April 28th, officers met with a complainant reference an acquaintance that was continuing to break into his residence when he was not home. The suspect had been advised not to enter the home and had been trespassed several times in the past. The complainant came home to find a broken window in which the suspect had gained entry. The suspect was located and arrested on home invasion charges.

HOME INVASION

On April 27th, officer responded to a complaint of a home invasion. The victim came home to find that her door was open and there were signs of tampering on the windows. The victim stated she had heard someone around the home and at her front door the last several nights but had not seen anyone. The home was checked and nothing appeared to be stolen. There are no suspects in this case and police are reminding residents to keep windows and doors locked when they are not home.

TRESPASSING COMPLAINT

On April 25th, officers responded to a complaint of a subject on the property that they wanted trespassed. Complainant stated that the subject did not have permission to be on the property and he had been asked to leave in the past. Officers located the subject near a dumpster and learned that the subject was wanted as a parole absconder. He was taken into custody and lodged at the jail.

ASSAULT WITH INTENT TO MURDER

On April 11th, officer responded 152 Barker Road for a report of an assault. The victim had been working alone at a business when an unknown male entered the establishment. When the victim told the man he had to leave he grabbed the victim and choked her until she was unconscious. The officers were able to immediately identify and locate the suspect and he was arrested and lodged at the jail. On April 13th the Washtenaw County Prosecutor authorized charges of, ASSAULT WITH INTENT TO MURDER and ASSAULT WITH INTENT TO DO GREAT BODILY HARM LESS THAN MURDER OR BY STRANGULATION. The case is pending adjudication

CLEAR-1018 Verified Offense By Date
Agency: NR
4/1/2018 12:00:00 AM - 4/30/2018 12:00:00 AM

| Offense Code | Description | Incident Count |
|--------------|--|----------------|
| 1313 | Assault/ Battery/Simple (Incl Domestic and Police Officer | 7 |
| 1316 | Intimidation (Also Includes Interfering with 911 call) | 1 |
| 1397 | Assault w/Intent to Murder | 1 |
| 2202 | B&E - Burglary - Forced Entry - Residence - Home Invasion | 2 |
| 2298 | Burglary - Entering Without Permission | 1 |
| 2301 | Larceny - Pocket Picking | 1 |
| 2305 | Larceny - Personal Property from Vehicle - LFA | 2 |
| 2308 | Larceny - From Building (Includes Library, Office used by Public, etc) | 2 |
| 2309 | Larceny - From Yards (Grounds Surrounding a Building) | 2 |
| 2404 | Vehicle Theft UDAA (reported by your jurisdiction) | 1 |
| 2605 | Fraud - Illegal Use of Credit Card | 1 |
| 2609 | Identity Theft | 3 |
| 2675 | Fraudulently Obtaining of Goods Offered for Sale | 1 |
| 2677 | Defrauding Hotels, Restaurants, Innkeeper, etc | 1 |
| 2902 | Damage to Property - Private Property - MDOP | 2 |
| 3562 | Marijuana -Possess | 1 |
| 5070 | Violation of Preliminary Injunctive Order (Peace Bond) | 1 |
| 5215 | Intimidation - Threat to Bomb | 1 |
| 5707 | Trespass (Other) | 1 |
| 8011 | Accident - Fail to Stop and Identify | 1 |
| C2899 | Juvenile - All Other | 2 |
| C2931 | DWLS OPS License Suspended / Revoked | 2 |
| C2934 | Vehicle Insurance - None / Expired | 1 |
| C3020 | Misdemeanor Arrest Warrant (Originating Agency) | 2 |
| C3040 | Felony Arrest Warrant - Other Jurisdiction | 1 |
| C3050 | Misdemeanor Arrest Warrant - Other Jurisdiction | 2 |
| C3101 | Acc, Single Motor Vehicle | 3 |
| C3145 | Property Damage Traffic Crash PDA | 7 |
| C3150 | Property Damage H&R Traffic Crash | 1 |
| C3170 | Private Property Traffic Crash | 2 |
| C3217 | Attempt Suicide Adult | 2 |
| C3250 | Mental Health Call | 1 |
| C3299 | Welfare Check | 1 |
| C3310 | Family Trouble | 3 |
| C3312 | Neighborhood Trouble | 2 |
| C3318 | Found Property | 1 |
| C3324 | Suspicious Circumstances | 23 |
| C3326 | Suspicious Vehicles | 9 |
| C3328 | Suspicious Persons | 2 |
| C3330 | Assist Other Law Enforcement Agency | 2 |
| C3331 | Assist Medical | 6 |
| C3332 | Assist Fire Department | 5 |
| C3333 | Assist Motorist | 3 |
| C3334 | Assist Other Govt Agency | 2 |
| C3336 | Assist Citizen | 17 |

CLEAR-1018 Verified Offense By Date
Agency: NR
4/1/2018 12:00:00 AM - 4/30/2018 12:00:00 AM

| Offense Code | Description | Incident Count |
|--------------|---|----------------|
| C3337 | Assist Citizen - Vehicle Lockout | 4 |
| C3355 | Civil Matter - Other | 9 |
| C3702 | Traffic Complaint / Road Hazard | 5 |
| C3704 | Traffic Complaint / Abandoned Auto | 1 |
| C3706 | Traffic Complaint / Vehicle Impound | 2 |
| C3707 | Vehicle Release | 2 |
| C3728 | Traffic Complaint / Parking Complaint | 1 |
| C3730 | Traffic Complaint / Traffic Miscellaneous A Complaint | 1 |
| C3799 | Miscellaneous Traffic Complaint | 1 |
| C3803 | Animal Barking Dog | 1 |
| C3804 | Animal Complaint | 7 |
| C4040 | Hazardous Traffic Citation | 1 |
| C4041 | Speeding Citation | 11 |
| L3502 | Follow Up - NR | 2 |
| L3504 | PBT Station - NR | 1 |
| L3506 | Shots Fired - NR | 1 |
| L3507 | Fingerprints - NR | 5 |
| L3509 | Loud Party - NR | 2 |
| L3512 | Vin Inspection - NR | 1 |
| L3526 | False Alarm - NR | 10 |
| L3535 | GUN Permit, Applications, CCW Permits - NR | 30 |
| L3538 | Property/Vacation Check - NR | 1 |
| L3542 | BOL - NR | 7 |
| L3547 | Subpoena Service - NR | 2 |
| L3551 | Sex Offender Registration/Verification - NR | 2 |
| L3552 | Traffic Stop - NR | 44 |
| L3558 | Code Violation - NR | 2 |
| L3568 | Local Records Check - NR | 14 |
| L3569 | Assist Other Police Agency - Inside Northfield - NR | 6 |
| L3570 | Assist Other Police Agency - Outside Northfield - NR | 2 |
| L3597 | Non Terminal - NR | 18 |
| L4598 | Information - NR | 1 |
| L4599 | Misc Non-Criminal - NR | 1 |
| L6501 | Property Check/Directed Patrol/Vac Watch - NR | 3 |
| Sum: | | 336 |

Report Time:
5/3/2018 8:13:15 AM

Report CLEAR-008 Summary of Offenses
All Offenses that were Attempted or Completed
For the Month of April

Agency: Northfield Township
Police Department
ORI: MI8196400

| Classification | Apr/2018 | Apr/2017 | % Change |
|---|----------|----------|----------|
| 09001 MURDER/NONNEGLIGENT MANSLAUGHTER (VOLUNTARY) | 0 | 0 | - |
| 09002 NEGLIGENT HOMICIDE/MANSLAUGHTER (INVOLUNTARY) | 0 | 0 | - |
| 09004 JUSTIFIABLE HOMICIDE | 0 | 0 | - |
| 09005 DEATH INVOLVING USE OF FORCE BY LAW ENFORCEMENT | 0 | 0 | - |
| 09006 IN-CUSTODY DEATH | 0 | 0 | - |
| 10001 KIDNAPPING/ABDUCTION | 0 | 0 | - |
| 10002 PARENTAL KIDNAPPING | 0 | 0 | - |
| 11001 SEXUAL PENETRATION PENIS/VAGINA -CSC 1ST DEGREE | 0 | 0 | - |
| 11002 SEXUAL PENETRATION PENIS/VAGINA -CSC 3RD DEGREE | 0 | 0 | - |
| 11003 SEXUAL PENETRATION ORAL/ANAL -CSC 1ST DEGREE | 0 | 0 | - |
| 11004 SEXUAL PENETRATION ORAL/ANAL -CSC 3RD DEGREE | 0 | 0 | - |
| 11005 SEXUAL PENETRATION OBJECT -CSC 1ST DEGREE | 0 | 0 | - |
| 11006 SEXUAL PENETRATION OBJECT -CSC 3RD DEGREE | 0 | 0 | - |
| 11007 SEXUAL CONTACT FORCIBLE -CSC 2ND DEGREE | 0 | 0 | - |
| 11008 SEXUAL CONTACT FORCIBLE -CSC 4TH DEGREE | 0 | 0 | - |
| 12000 ROBBERY | 0 | 0 | - |
| 13001 NONAGGRAVATED ASSAULT | 7 | 3 | 133.3% |
| 13002 AGGRAVATED/FELONIOUS ASSAULT | 1 | 1 | 0% |
| 13003 INTIMIDATION/STALKING | 2 | 1 | 100.0% |
| 20000 ARSON | 0 | 0 | - |
| 21000 EXTORTION | 0 | 0 | - |
| 22001 BURGLARY -FORCED ENTRY | 2 | 0 | - |
| 22002 BURGLARY -ENTRY WITHOUT FORCE (Intent to Commit) | 0 | 0 | - |
| 23001 LARCENY -POCKETPICKING | 1 | 0 | - |
| 23002 LARCENY -PURSES/NATCHING | 0 | 0 | - |
| 23003 LARCENY -THEFT FROM BUILDING | 2 | 3 | -33.3% |
| 23004 LARCENY -THEFT FROM COIN-OPERATED MACHINE/DEVICE | 0 | 0 | - |
| 23005 LARCENY -THEFT FROM MOTOR VEHICLE | 2 | 0 | - |
| 23006 LARCENY -THEFT OF MOTOR VEHICLE PARTS/ACCESSORIES | 0 | 0 | - |
| 23007 LARCENY -OTHER | 2 | 1 | 100.0% |
| 24001 MOTOR VEHICLE THEFT | 1 | 0 | - |
| 24002 MOTOR VEHICLE, AS STOLEN PROPERTY | 1 | 0 | - |
| 24003 MOTOR VEHICLE FRAUD | 0 | 0 | - |
| 25000 FORGERY/COUNTERFEITING | 0 | 0 | - |
| 26001 FRAUD -FALSE PRETENSE/SWINDLE/CONFIDENCE GAME | 2 | 0 | - |
| 26002 FRAUD -CREDIT CARD/AUTOMATIC TELLER MACHINE | 1 | 0 | - |
| 26003 FRAUD -IMPERSONATION | 0 | 0 | - |
| 26004 FRAUD -WELFARE FRAUD | 0 | 0 | - |
| 26005 FRAUD -WIRE FRAUD | 0 | 0 | - |
| 26007 FRAUD - IDENTITY THEFT | 3 | 0 | - |
| 26008 FRAUD - HACKING/COMPUTER INVASION | 0 | 0 | - |
| 27000 EMBEZZLEMENT | 0 | 0 | - |

Agency: Northfield Township Police Department
ORI: MI8196400

Oakland County CLEMIS
REPORT EXCLUDES UCR STATUS OF UNF

Report: CLEAR-008
Page 1 of 4

Report Time:
5/3/2018 8:13:15 AM

Report CLEAR-008 Summary of Offenses
All Offenses that were Attempted or Completed
For the Month of April

Agency: Northfield Township
Police Department
ORI: MI8196400

| Classification | Apr/2018 | Apr/2017 | % Change |
|--|-----------|-----------|---------------|
| 28000 STOLEN PROPERTY | 0 | 0 | - |
| 29000 DAMAGE TO PROPERTY | 4 | 2 | 100.0% |
| 30001 RETAIL FRAUD -MISREPRESENTATION | 0 | 0 | - |
| 30002 RETAIL FRAUD -THEFT | 0 | 0 | - |
| 30003 RETAIL FRAUD -REFUND/EXCHANGE | 0 | 0 | - |
| 30004 ORGANIZED RETAIL FRAUD | 0 | 0 | - |
| 35001 VIOLATION OF CONTROLLED SUBSTANCE ACT | 1 | 2 | -50.0% |
| 35002 NARCOTIC EQUIPMENT VIOLATIONS | 0 | 0 | - |
| 36001 SEXUAL PENETRATION NONFORCIBLE -BLOOD/AFFINITY | 0 | 0 | - |
| 36002 SEXUAL PENETRATION NONFORCIBLE -OTHER | 0 | 0 | - |
| 37000 OBSCENITY | 0 | 0 | - |
| 39001 GAMBLING- BETTING/WAGERING | 0 | 0 | - |
| 39002 GAMBLING- OPERATING/PROMOTING/ASSISTING | 0 | 0 | - |
| 39003 GAMBLING -EQUIPMENT VIOLATIONS | 0 | 0 | - |
| 39004 GAMBLING -SPORTS TAMPERING | 0 | 0 | - |
| 40001 COMMERCIALIZED SEX -PROSTITUTION | 0 | 0 | - |
| 40002 COMMERCIALIZED SEX -ASSISTING/PROMOTING PROSTITUTION | 0 | 0 | - |
| 40003 HUMAN TRAFFICKING - PURCHASING PROSTITUTION | 0 | 0 | - |
| 51000 BRIBERY | 0 | 0 | - |
| 52001 WEAPONS OFFENSE- CONCEALED | 0 | 0 | - |
| 52002 WEAPONS OFFENSE -EXPLOSIVES | 0 | 0 | - |
| 52003 WEAPONS OFFENSE -OTHER | 0 | 0 | - |
| 64001 HUMAN TRAFFICKING - COMMERCIAL SEX ACTS | 0 | 0 | - |
| 64002 HUMAN TRAFFICKING - INVOLUNTARY SERVITUDE | 0 | 0 | - |
| 72000 ANIMAL CRUELTY | 0 | 0 | - |
| Total for Group A | 32 | 13 | 146.2% |
| 01000 SOVEREIGNTY | 0 | 0 | - |
| 02000 MILITARY | 0 | 0 | - |
| 03000 IMMIGRATION | 0 | 0 | - |
| 09003 NEGLIGENT HOMICIDE -VEHICLE/BOAT | 0 | 0 | - |
| 14000 ABORTION | 0 | 0 | - |
| 22003 BURGLARY - UNLAWFUL ENTRY (NO INTENT) | 1 | 0 | - |
| 22004 POSSESSION OF BURGLARY TOOLS | 0 | 0 | - |
| 26006 FRAUD -BAD CHECKS | 0 | 0 | - |
| 36003 PEEPING TOM | 0 | 0 | - |
| 36004 SEX OFFENSE -OTHER | 0 | 0 | - |
| 38001 FAMILY -ABUSE/NEGLECT NONVIOLENT | 0 | 1 | -100.0% |
| 38002 FAMILY -NONSUPPORT | 0 | 0 | - |
| 38003 FAMILY -OTHER | 0 | 0 | - |
| 41001 LIQUOR LICENSE -ESTABLISHMENT | 0 | 0 | - |
| 41002 LIQUOR VIOLATIONS -OTHER | 0 | 1 | -100.0% |
| 42000 DRUNKENNESS | 0 | 0 | - |

Agency: Northfield Township Police Department
ORI: MI8196400

Oakland County CLEMIS
REPORT EXCLUDES UCR STATUS OF UNF

Report: CLEAR-008
Page 2 of 4

Report Time:
5/3/2018 8:13:15 AM

Report CLEAR-008 Summary of Offenses
All Offenses that were Attempted or Completed
For the Month of April

Agency: Northfield Township
Police Department
ORI: MI8196400

| Classification | Apr/2018 | Apr/2017 | % Change |
|--|------------|------------|---------------|
| 48000 OBSTRUCTING POLICE | 0 | 0 | - |
| 49000 ESCAPE/FLIGHT | 0 | 0 | - |
| 50000 OBSTRUCTING JUSTICE | 2 | 0 | - |
| 53001 DISORDERLY CONDUCT | 1 | 1 | 0% |
| 53002 PUBLIC PEACE -OTHER | 0 | 0 | - |
| 54001 HIT and RUN MOTOR VEHICLE ACCIDENT | 1 | 0 | - |
| 54002 OPERATING UNDER THE INFLUENCE OF LIQUOR OR DRUGS | 0 | 0 | - |
| 55000 HEALTH AND SAFETY | 0 | 0 | - |
| 56000 CIVIL RIGHTS | 0 | 0 | - |
| 57001 TRESPASS | 1 | 0 | - |
| 57002 INVASION OF PRIVACY -OTHER | 0 | 0 | - |
| 58000 SMUGGLING | 0 | 0 | - |
| 59000 ELECTION LAWS | 0 | 0 | - |
| 60000 ANTITRUST | 0 | 0 | - |
| 61000 TAX/REVENUE | 0 | 0 | - |
| 62000 CONSERVATION | 0 | 1 | -100.0% |
| 63000 VAGRANCY | 0 | 0 | - |
| 70000 JUVENILE RUNAWAY | 0 | 0 | - |
| 73000 MISCELLANEOUS CRIMINAL OFFENSE | 1 | 0 | - |
| 75000 SOLICITATION | 0 | 0 | - |
| 77000 CONSPIRACY (ALL CRIMES) | 0 | 0 | - |
| Total for Group B | 7 | 4 | 75.0% |
| 2800 JUVENILE OFFENSES AND COMPLAINTS | 2 | 0 | - |
| 2900 TRAFFIC OFFENSES | 6 | 6 | 0% |
| 3000 WARRANTS | 7 | 3 | 133.3% |
| 3100 TRAFFIC CRASHES | 13 | 4 | 225.0% |
| 3200 SICK / INJURY COMPLAINT | 4 | 15 | -73.3% |
| 3300 MISCELLANEOUS COMPLAINTS | 88 | 71 | 23.9% |
| 3400 WATERCRAFT COMPLAINTS / ACCIDENTS | 0 | 0 | - |
| 3500 NON-CRIMINAL COMPLAINTS | 152 | 244 | -37.7% |
| 3600 SNOWMOBILE COMPLAINTS / ACCIDENTS | 0 | 0 | - |
| 3700 MISCELLANEOUS TRAFFIC COMPLAINTS | 13 | 17 | -23.5% |
| 3800 ANIMAL COMPLAINTS | 8 | 5 | 60.0% |
| 3900 ALARMS | 0 | 3 | -100.0% |
| Total for Group C | 293 | 368 | -20.4% |
| 2700 LOCAL ORDINANCES - GENERIC | 0 | 0 | - |
| 4000 HAZARDOUS TRAFFIC CITATIONS / WARNINGS | 12 | 72 | -83.3% |
| 4100 NON-HAZARDOUS TRAFFIC CITATIONS / WARNINGS | 0 | 5 | -100.0% |
| 4200 PARKING CITATIONS | 0 | 1 | -100.0% |
| 4300 LICENSE / TITLE / REGISTRATION CITATIONS | 0 | 7 | -100.0% |
| 4400 WATERCRAFT CITATIONS | 0 | 0 | - |
| 4500 MISCELLANEOUS A THROUGH UUUU | 2 | 3 | -33.3% |

Agency: Northfield Township Police Department
ORI: MI8196400

Oakland County CLEMIS
REPORT EXCLUDES UCR STATUS OF UNF

Report: CLEAR-008
Page 3 of 4

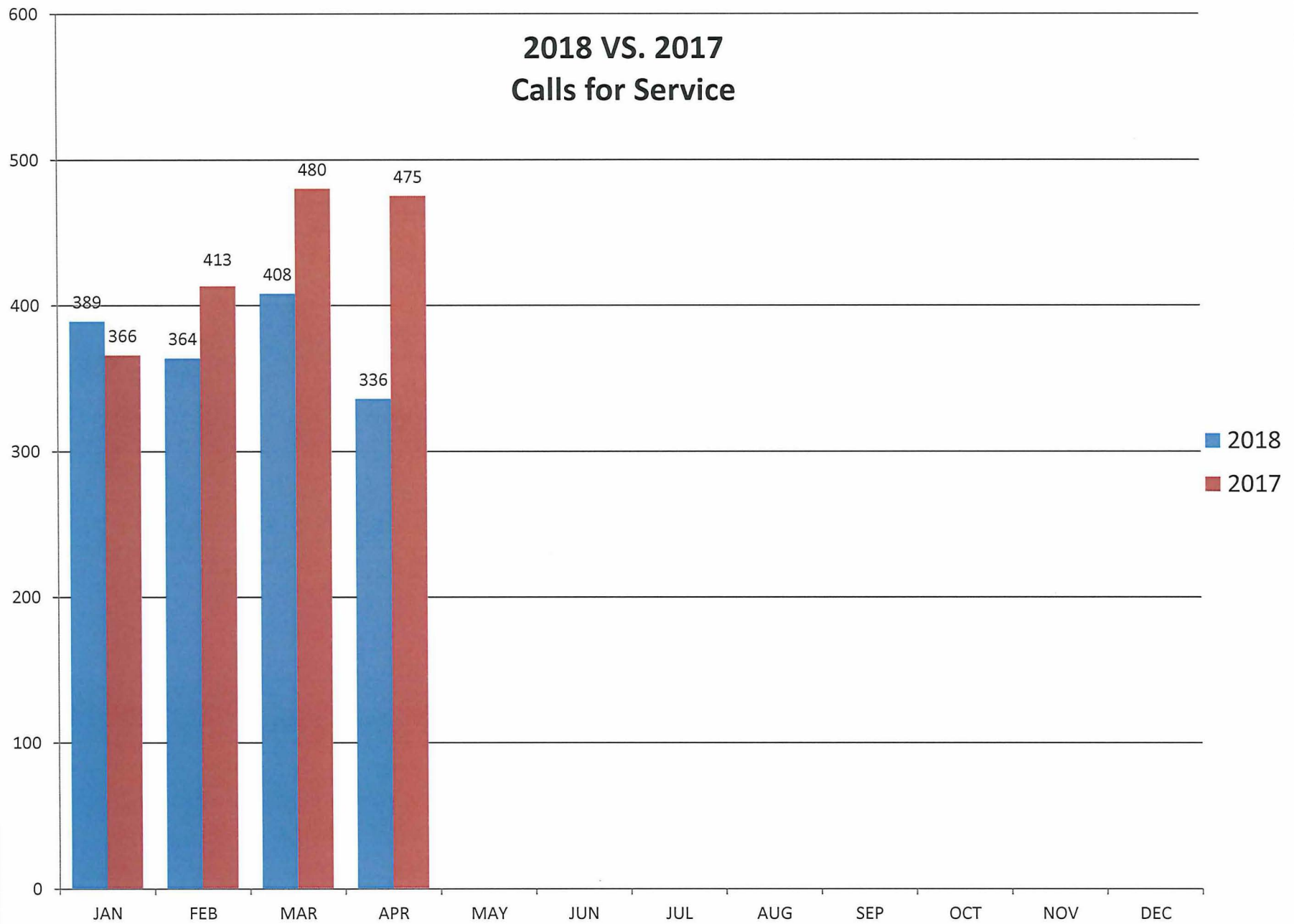
Report Time:
5/3/2018 8:13:15 AM

Report CLEAR-008 Summary of Offenses
All Offenses that were Attempted or Completed
For the Month of April

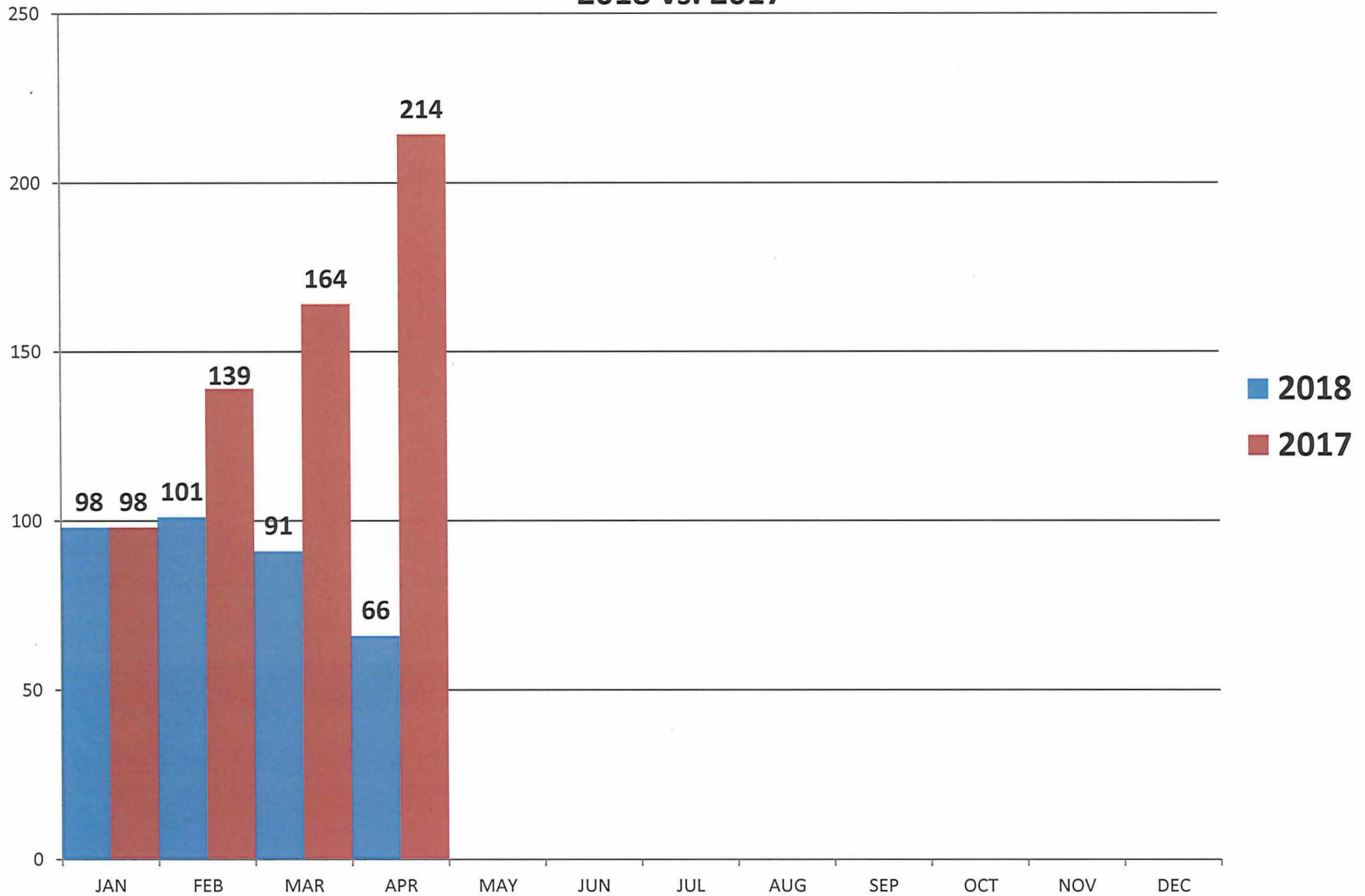
Agency: Northfield Township
Police Department
ORI: MI8196400

| Classification | | Apr/2018 | Apr/2017 | % Change |
|-----------------------------|-------------------------------------|------------|------------|---------------|
| 4600 | LIQUOR CITATIONS / SUMMONS | 0 | 0 | - |
| 4700 | COMMERCIAL VEHICLE CITATIONS | 0 | 0 | - |
| 4800 | LOCAL ORDINANCE WARNINGS | 0 | 0 | - |
| 4900 | TRAFFIC WARNINGS | 0 | 2 | -100.0% |
| Total for Group D | | 14 | 90 | -84.4% |
| 5000 | FIRE CLASSIFICATIONS | 0 | 0 | - |
| 5100 | 18A STATE CODE FIRE CLASSIFICATIONS | 0 | 0 | - |
| Total for Group E | | | | - |
| 6000 | MISCELLANEOUS ACTIVITIES (6000) | 0 | 0 | - |
| 6100 | MISCELLANEOUS ACTIVITIES (6100) | 0 | 0 | - |
| 6200 | ARREST ASSIST | 0 | 0 | - |
| 6300 | CANINE ACTIVITIES | 0 | 0 | - |
| 6500 | CRIME PREVENTION ACTIVITIES | 3 | 2 | 50.0% |
| 6600 | COURT / WARRANT ACTIVITIES | 0 | 0 | - |
| 6700 | INVESTIGATIVE ACTIVITIES | 0 | 0 | - |
| Total for Group F | | 3 | 2 | 50.0% |
| Total for All Groups | | 349 | 477 | -26.8% |

2018 VS. 2017 Calls for Service



NUMBER OF TRAFFIC VIOLATIONS BY MONTH 2018 vs. 2017



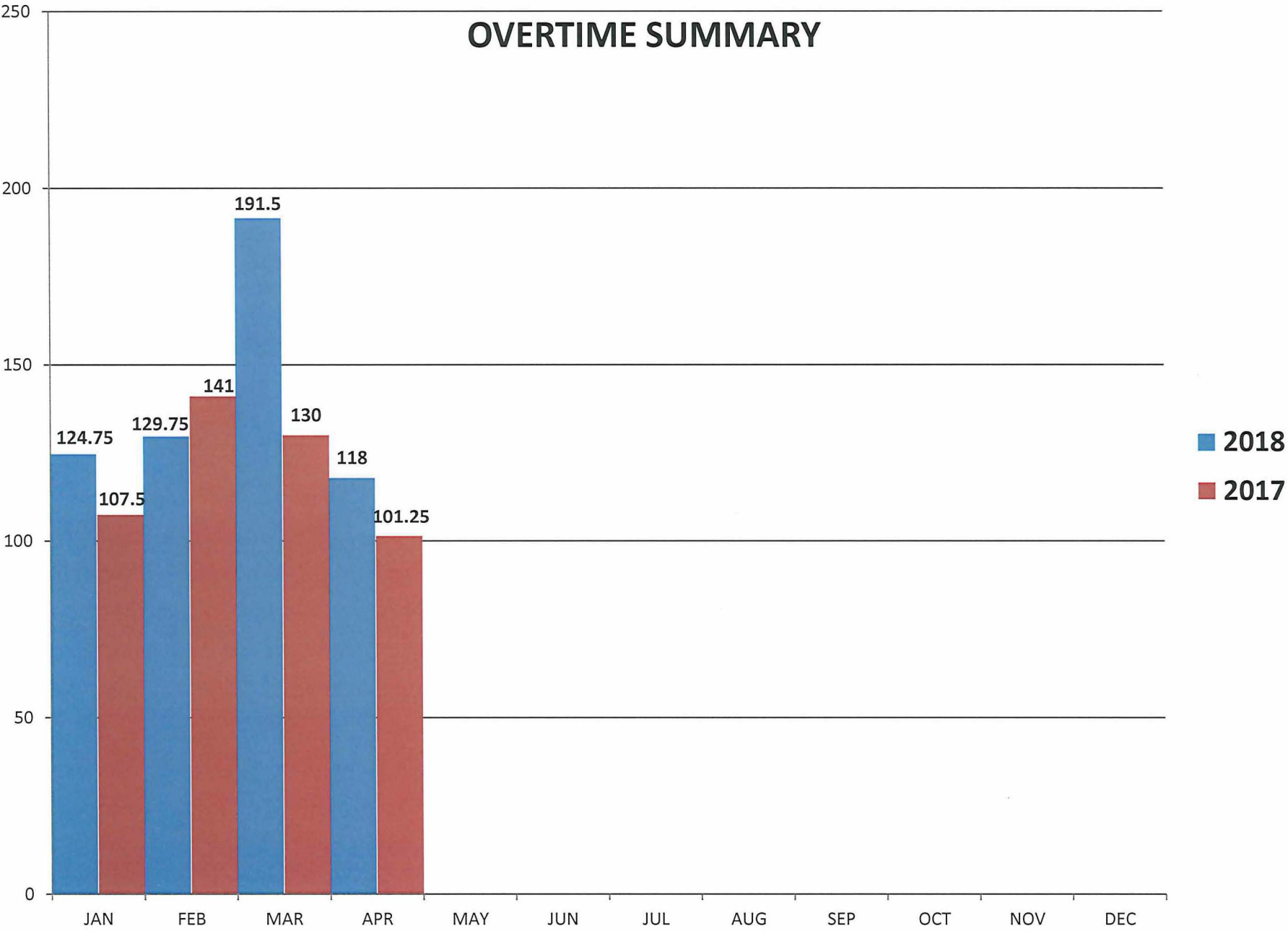
TRAFFIC VIOLATIONS SUMMARY

[illegible][illegible]

Note: Waiveable citations are: Defective Equipment; No Operator's License on Person and No Registration

[illegible]

OVERTIME SUMMARY



OVERTIME SUMMARY

| OVERTIME BY TYPE | | | | | | | | | | | | | |
|-------------------------|--------|--------|-------|------|-----|-----|-----|-----|-----|-----|-----|-----|--------|
| 2018 | JAN | FEB | MAR | APR | MAY | JUN | JUL | AUG | SEP | OCT | NOV | DEC | YTD |
| Court | 33.75 | 9 | 6 | 9 | | | | | | | | | 57.75 |
| Complaint Investigation | 9 | 1.5 | 50 | 42.5 | | | | | | | | | 103 |
| Report Writing | 0 | 0 | 0 | 0 | | | | | | | | | 0 |
| Training | 6 | 8 | 70.5 | 0 | | | | | | | | | 84.5 |
| Short Shift | 36 | 97.75 | 58.5 | 66.5 | | | | | | | | | 258.75 |
| Administrative | 0 | 0 | 0 | 0 | | | | | | | | | 0 |
| Special Detail | 0 | 13.5 | 6.5 | 0 | | | | | | | | | 20 |
| Holiday | 40 | 0 | 0 | 0 | | | | | | | | | 40 |
| TOTAL | 124.75 | 129.75 | 191.5 | 118 | | | | | | | | | 564 |

| | 2018 VS. 2017 | | | | | | | | | | | | |
|---------------------|---------------|--------|-------|--------|-----|-----|-----|-----|-----|-----|-----|-----|--------|
| | JAN | FEB | MAR | APR | MAY | JUN | JUL | AUG | SEP | OCT | NOV | DEC | YTD |
| 2018 - TOTAL | 124.75 | 129.75 | 191.5 | 118 | | | | | | | | | 564 |
| 2017 - TOTAL | 107.5 | 141 | 130 | 101.25 | | | | | | | | | 479.75 |

EMPLOYEE TIME OFF

| 2018 | JAN | FEB | MAR | APR | MAY | JUN | JUL | AUG | SEP | OCT | NOV | DEC | YTD |
|--------------|--------|-----|-----|-------|-----|-----|-----|-----|-----|-----|-----|-----|--------|
| Sick | 12 | 36 | 111 | 89 | | | | | | | | | 248 |
| Comp | 32.75 | 40 | 34 | 43 | | | | | | | | | 149.75 |
| Vacation | 0 | 24 | 0 | 0 | | | | | | | | | 24 |
| Holiday | 10 | 10 | 0 | 0 | | | | | | | | | 20 |
| PTO | 110.5 | 135 | 98 | 143.5 | | | | | | | | | 487 |
| Other | 24 | 12 | 0 | 0 | | | | | | | | | 36 |
| TOTAL | 189.25 | 257 | 243 | 275.5 | 0 | 0 | 0 | 0 | 0 | 0 | 0 | 0 | 964.75 |

****PTO - Includes PTO/Admin Leave during this Month**

**JAMES E. COX
NORTHFIELD TOWNSHIP
WATER POLLUTION CONTROL FACILITY
11500 LEMEN ROAD WHITMORE LAKE MICHIGAN
PHONE 734-449-4159 FAX 734-449-4302**

To: Northfield Township Board of Trustees

From: Dan Willis -Wastewater Treatment Plant Superintendent

Date: April 2018

Subject: April Monthly Report

- 4/2** Callback to the wastewater plant, alarm cleared before employee arrived.
- 4/4** Received a call from the community center for a sewer backup upon inspection it was determined it was in their line. Offered to come back in the morning to resolve the issue.
- 4/5** Jetted the sewer line at the community center and removed the blockage.
- 4/6** House at 7725 Shady Beach was disconnected from the sewer for demo.
- 4/6** After hours Miss Dig call at 11403 N. Shore. A gas leak resulting in a fire coming from the ground. Gas company responded and put out the fire and repaired the leak.
- 4/14** Callback multiple pump stations without power. Power was restored soon after arriving at the plant
- 4/15** Callback to plant for high flows. Bypass around aeration was opened slightly to allow the flow through.
- 4/25** Replaced valves on the water tanks at the community garden to make it easier to fill buckets.
- 4/26** M Tech came by the plant for us to try out a new Vactor truck.
- 4/26** Hunter Lewis attended a 2 day course on wastewater operations.
- 4/30** Pulled rags out of a pump at the Whitmore Lake Rd pump station
- 4/30** Installed the new pitcher pump at the community garden.

April 2018

| | | |
|---|------------------|---------------------|
| 2017 Daily Average Flow | 1.150 MGD | |
| 2018 Daily Average Flow | .912 MGD | |
| Maximum Daily Flow 2017 | 1.799 MGD | |
| Maximum Daily Flow 2018 | 1.284 MGD | |
| Minimum Daily Flow 2017 | .881 MGD | |
| Minimum Daily Flow 2018 | .724 MGD | |
| 6 – Month Average Flow | .804 MGD | |
| 12 – Month Average Flow | .748 MGD | |
| Total Gallons Treated 2017 | 34.506 MG | |
| Total Gallons Treated 2018 | 27.346 MG | |
| Rainfall (inches) 2017 | 6.87 in. | |
| Rainfall (inches) 2018 | 2.89 in. | |
| Connections / Tap-ins' to system | 0 | 1 Disconnect |
| Miss Dig Staking's | 12 | |
| Overtime hours for the month | 42.0 hrs | |

**ZONING COMPLIANCE
MONTH OF APR 2018**

| Property Address | Name | Parcel ID | Description | Status |
|-------------------------|-----------------------------|------------------|----------------------------------|---------------------------------------|
| 648 Jennings | Upright Fence | B-02-07-200-018 | Fence | Approved |
| 8446 Kearney Rd | Kirchner, Duane | B-02-07-300-007 | Fence | Approved |
| 5165 Hellner Rd | Grambeau, Gregory | B-02-31-300-007 | Remodeling & Pole Barn | Approved |
| 4225 E. Joy Rd | Spiritus Sanctus Academy | B-02-36-300-005 | Demolish/New Build Admin Offices | Approved w/condition: Site Plan/CUP |
| 125 Barker Rd | Northfield Township Library | B-02-06-401-009 | Outdoor Pavillion | Approved w/condition: Site Plan/CUP |
| 100 Barker Rd | Restorative Health, PLLC | B-02-06-105-017 | Psychotherapy Practice | Approved |
| 5760 Pontiac Trl | Gulledge, Tori | B-02-25-400-017 | New Single Family Home | Approved |
| 9571 Main Street | Jump n Time Tack | B-02-05-254-022 | Change of Use | Approved w/condition: Admin Site Plan |
| 9056 Walnut | Mezei, Brad | B-02-05-452-011 | Carport | Approved |

Donation Report

As of April 30, 2018

General Fund

| | |
|-------------------------------------|------------------------|
| Parks and Recreation | 400.00 |
| Non-Motorized Path* | 2,140.84 |
| Senior Center | 1,985.40 |
| Land Preservation Donations | 130.00 |
| Total General Fund Donations | <u>4,656.24</u> |

Fire Fund

| | |
|--------------------------|----------------------|
| Private source donations | 150.00 |
| | <u>150.00</u> |

| | |
|----------------------------|------------------------|
| Total YTD Donations | <u>4,806.24</u> |
|----------------------------|------------------------|

***\$6,500 has been collected for the Non-Motorized Path. \$4,360 was collected in the previous fiscal year.**

North Village Expenditures

| Company | Description | Date | Amount |
|-------------------------------|--|---------------|---------------|
| Whitmore Lake Properties, LLC | Deposit | 5/4/2016 | \$ 20,000.00 |
| OHM Advisors | Prep of Parcel maps for property purchase | 6/30/2016 | \$ 387.00 |
| OHM Advisors | Geotechnical Investigation | 8/11/2016 | \$ 14,400.00 |
| Atwell, Inc. | ALTA Survey | 8/31/2016 | \$ 2,700.00 |
| Whitmore Lake Properties, LLC | Purchase cost-Cashier's Check (minus deposit) | 9/20/2016 | \$ 316,940.37 |
| McKenna Associates | Attend DDA meeting | Sept. 2016 | \$ 220.00 |
| OHM Advisors | MDOT easement & ALTA review | 10/12/2016 | \$ 1,108.50 |
| McKenna Associates | Strategic Development Planning Contract | Multiple | \$ 16,500.00 |
| SignsToYou | No Swimming Signs | 10/5/2016 | \$ 49.37 |
| Paul Burns | Legal Fees - Property Closing | 9/20/2016 | \$ 1,200.00 |
| OHM Advisors | Prop. Desc., sketch review, board mtg attendance | 10/21/2016 | \$ 1,289.50 |
| Downtown Planning Group | Ribbon Cutting Ceremony* | | |
| Dollar Bill Copying | Flyers | 10/5/2016 | \$ 300.54 |
| Tim Saville (reimburse) | Ribbon Cutting Supplies | 10/12/2016 | \$ 40.49 |
| Ann Arbor Portable Toilets | Porta-Potties | 10/20/2016 | \$ 160.00 |
| A1 Engraving & Signs | Vinyl-Signs for Community Park | 10/12/2016 | \$ 254.40 |
| Tami Menzel (reimburse) | Ribbon Cutting Supplies | 10/19/2016 | \$ 42.49 |
| Alexander's Farm Market | Pumpkins | 10/30/2016 | \$ 50.00 |
| Tim Saville (reimburse) | Straw Bales | 10/22/2016 | \$ 90.00 |
| Rock Connection | limestone to fill holes in drive | 10/22/2016 | \$ 153.17 |
| J&M Landscaping | Lawn mowing 10/21/16 | 11/16/2016 | \$ 300.00 |
| Northfield Township | Property Taxes | 2/27/2017 | \$ 20,080.14 |
| Benchmark Outdoor Services | Tree Removal - down payment | 2/27/2017 | \$ 500.00 |
| Benchmark Outdoor Services | Tree Removal - payment 2 | 4/6/2017 | \$ 500.00 |
| Benchmark Outdoor Services | Tree Removal - final payment | 4/27/2017 | \$ 150.00 |
| McKenna Associates | RFP Discussion with Supervisor | May 2017 | \$ 27.50 |
| J&M Landscaping | Lawn Care 2017 | Apr-Aug 2017 | \$ 2,400.00 |
| AJ's Maintenance Services | Sidewalk Snow Removal and Salt Application | Jan-Mar 2017 | \$ 1,132.48 |
| Northfield Township | 2017 Summer Taxes | 8/16/2017 | \$ 15.47 |
| McKenna Associates | Call w/ Trustee Beliger reg. site visit | July 2017 | \$ 165.00 |
| McKenna Associates | site visit to inspect trail locations | July 2017 | \$ 330.00 |
| McKenna Associates | North Village RFP - draft documents | 10/31/2017 | \$ 605.00 |
| MMPW Services | Salt Application to sidewalks 11/12/17 | 12/13/2017 | \$ 40.00 |
| J&M Landscaping | lawn mowing Sept-Oct | Sept-Oct 2017 | \$ 750.00 |
| McKenna Associates | North Village RFP Prep - Oct 2017 | 1/10/2018 | \$ 2,428.75 |
| McKenna Associates | North Village RFP Prep - Nov 2017 | 1/10/2018 | \$ 770.00 |
| J&M Landscaping | Sidewalk Snow Removal and Salt Application | Dec 2017 | \$ 1,950.00 |
| J&M Landscaping | Sidewalk Snow Removal and Salt Application | Jan 2018 | \$ 1,350.00 |
| M-Live/Ann Arbor News | RFP Advertising | 1/21/2018 | \$ 82.19 |

| | | | |
|----------------------|--|-----------|-------------|
| Detroit News | RFP Advertising | 1/21/2018 | \$ 871.20 |
| Observer & Eccentric | RFP Advertising | 2/4/2018 | \$ 162.90 |
| Facebook Boost | RFP Advertising | 1/29/2018 | \$ 15.00 |
| Staples Copy Center | RFP Distribution to developers & brokers | 1/30/2018 | \$ 232.50 |
| McKenna Associates | Planning Services for RFP | 02/14/18 | \$ 1,020.00 |
| J&M Landscaping | Snow removal & salt application feb 2018 | 03/08/18 | \$ 1,800.00 |
| McKenna Associates | RFP Planner Services | 3/8/2018 | No Charge |
| Urban Land Institute | RFP Advertising | 3/23/2018 | \$ 500.00 |
| McKenna Associates | North Village RFP - March 2018 | 4/23/2018 | \$ 870.00 |

\$ 414,933.96

May 2, 2018

Dear Northfield Township Board Members,

As requested, enclosed is the quarterly report showing the rides provided by People's Express Inc. (PEX) for the residents of Northfield Township.

The column, 2018 Jan - Mar Qtr, is the new data on the report (as well as the 2018 Year-To-Date Total and the Category Percentage). Also, for your reference, the bottom part of the report shows the rides provided in 2017 (Memo: 2017 Data).

Please feel free to contact me if you have any questions.

Again, we thank you for your support.

Yours Truly,

Lenore Zelenock
PEX Board Member

People's Express Inc. (PEX)
Rides for Northfield Township Residents
For January – March 2018

| | | 2018 Jan – Mar Qtr | | | | 2018 Year-To- Date Total | |
|-------------------------|--|--------------------------|--|--|--|--------------------------------|--------------------------------|
| Out-of-Town | | 431 | | | | 431 | |
| In-Town | | <u>248</u> | | | | <u>248</u> | |
| TOTALS | | 679 | | | | 679 | |
| MEMO: CATEGORIES | | | | | | | Category Percentage |
| REGULAR | | 134 | | | | 134 | 19.73% |
| SENIOR | | 212 | | | | 212 | 31.22% |
| HANDICAPPED | | 148 | | | | 148 | 21.80% |
| SR HANDICAPPED | | <u>185</u> | | | | <u>185</u> | <u>27.25%</u> |
| TOTALS | | 679 | | | | 679 | 100.00% |

| MEMO: 2017 Data | | | | | | | |
|-------------------------|--|--------------------------|--------------------------|--------------------------|--------------------------|----------------------------|--------------------------------|
| | | 2017 Jan – Mar Qtr | 2017 Apr – Jun Qtr | 2017 Jul – Sep Qtr | 2017 Oct – Dec Qtr | 2017 Full Year Total | |
| Out-of-Town | | 305 | 360 | 380 | 358 | 1,403 | |
| In-Town | | <u>203</u> | <u>190</u> | <u>283</u> | <u>273</u> | <u>949</u> | |
| TOTALS | | 508 | 550 | 663 | 631 | 2,352 | |
| MEMO: CATEGORIES | | | | | | | Category Percentage |
| REGULAR | | 100 | 99 | 119 | 99 | 417 | 17.73% |
| SENIOR | | 119 | 185 | 205 | 225 | 734 | 31.21% |
| HANDICAPPED | | 134 | 192 | 192 | 193 | 711 | 30.23% |
| SR HANDICAPPED | | <u>155</u> | <u>74</u> | <u>147</u> | <u>114</u> | <u>490</u> | <u>20.83%</u> |
| TOTALS | | 508 | 550 | 663 | 631 | 2,352 | 100.00% |

2018
ANNUAL MEETING
NORTHFIELD TOWNSHIP



COMMISSIONERS
DOUGLAS E. FULLER
CHAIR

BARBARA RYAN FULLER
VICE-CHAIR

WILLIAM MCFARLANE
MEMBER

WASHTENAW COUNTY
BOARD OF COUNTY ROAD COMMISSIONERS
555 NORTH ZEEB ROAD
ANN ARBOR, MICHIGAN 48103
WWW.WCROADS.ORG
TELEPHONE (734) 761-1500
FAX (734) 761-3737

ROY D. TOWNSEND, P.E.
MANAGING DIRECTOR

SHERYL SODERHOLM SIDDALL, P.E.
DIRECTOR OF ENGINEERING
COUNTY HIGHWAY ENGINEER

JAMES D. HARMON, P.E.
DIRECTOR OF OPERATIONS

March 7, 2018

Dear Northfield Board of Trustees:

On behalf of everyone at the Washtenaw County Road Commission (WCRC), I would like to thank you for your financial assistance towards improving local roads in 2017. In total, townships provided \$5.5 million in road and culvert funding during the last year.

Without your assistance, most local road improvements would not be possible. By law, WCRC can only provide 50% of the funding for improvements on the 1,060 miles of local roads in Washtenaw County. Your partnership is essential to the continued success of improving local roads and the quality of life in our communities, without it, these local road repairs would remain unfunded.

We are pleased to provide the townships with our 2018 Annual Local Road Program. We have increased our total amount of conventional matching funds to \$1.1 million, which is a \$400,000 increase from last year. This increase is a result of the \$600 million road funding package passed by the Michigan Legislature in 2016 and the unexpected \$175 million spending bill passed by the Michigan Legislature earlier this month.

To better assist townships in determining an appropriate level of funding for local road improvements in 2018, our annual meeting booklet includes...

- Cost summaries of 2017 expenditures and projects in your township
- Updates on 2017 WCRC activities and major projects in your township
- Details on the 2018 Local Road Program and matching fund allocations
- List of proposed local road projects
- Quote for 2018 proposed dust control program
- County-wide map of 2018 road and bridge improvement projects
- County-wide map of four-year road millage projects
- WCRC Capital Investments Plan (CIP) 2018-2022
- Additional information on township taxable value, local road needs and funding possibilities

Please note, we need your written commitment to this year's Local Road Program by **Friday, May 18** in order to obligate allocated matching funds. Your timely response and participation are essential to successfully accomplishing this year's Local Road Program.

If you have any immediate concerns related to the enclosed information, please feel free to contact me at (734) 327-6662 or Jim Harmon, WCRC Director of Operations, at (734) 327-6653.

Sincerely,

Roy D. Townsend, P.E.
Managing Director

WASHTENAW COUNTY ROAD COMMISSION
2018 LOCAL MATCHING PROGRAM

The Washtenaw County Road Commission is anticipating it will receive \$24,800,000 in Michigan Transportation Fund (MTF) revenues for 2017. Due to the road funding bills that were passed into law in November of 2015, the Road Commission is anticipating increased MTF revenues in 2018 for a total budgeted amount of \$25,000,000.

The Road Commission has recognized that local road funds are inadequate to maintain the 1,060 centerline miles of local roads in Washtenaw County; the Road Commission has historically transferred funds from the Primary Road Fund to the Local Road Fund, even though this transfer severely limits maintenance activity on our primary road system.

A summary of our 2018 budget as approved by the Board of Road Commissioners at its regular meeting on December 5, 2017 (RC17-425) is provided as follows.

2018 Road Commission Budget

Revenues

| | |
|------------------------------|---------------|
| Michigan Transportation Fund | \$ 25,000,000 |
| Federal/ State Funds | \$ 17,956,000 |
| Trunkline Maintenance | \$ 2,370,000 |
| Township Contributions | \$ 3,821,000 |
| Other Contributions | \$ 7,132,000 |
| Miscellaneous Income | \$ 2,544,000 |
| Total | \$ 58,823,000 |

Expenditures

| | |
|--------------------------|---------------|
| Administration | \$ 1,168,000 |
| Operations | \$ 9,206,000 |
| Engineering | \$ 3,049,000 |
| Non-Departmental | \$ 8,347,000 |
| Debt Service | \$ 2,039,000 |
| Road Improvement Program | \$ 36,897,000 |
| Total | \$ 60,706,000 |

Matching Funds

The Road Commission has allocated a total of \$1,100,000 for 2018 for the conventional Local Road Matching Program, which represents a \$400,000 increase over the 2017 program. This consists of a countywide allocation of \$930,769 for matching programs on local roads in all twenty townships based on the distribution formula used by the Michigan Department of Transportation to allocate local road funds to the 83 counties of Michigan. In addition to this, recognizing the fact that the urban local roads receive a higher allocation of Michigan Transportation Funds, \$169,231 is allocated based on the amount of urban local miles within eligible townships. Ann Arbor, Augusta, Dexter, Lima, Lodi, Northfield, Pittsfield, Salem, Saline, Scio, Superior, Sylvan, Webster, York and Ypsilanti Townships are within the urban area and are eligible for these additional matching funds.

The Road Commission has allocated \$200,000 for the 2018 Drainage Matching Program for local uncurbed, non-subdivision roads. The Road Commission has recognized the need for directing more resources towards improving the drainage along our local roads. The drainage matching program is in addition to the conventional local road matching program available to the Townships. Some of the key features of drainage matching program include:

- Funding distribution is based on the total uncurbed, non-subdivision local road centerline mileage for each township
- Eligible work activities are limited to uncurbed, non-subdivision local roads
- Eligible work activities include roadside berm removal, ditch establishment & restoration, small culvert installation, rehabilitation or replacement.

Replacement of local road culverts and bridges that require permits from the Michigan Department of Environmental Quality and/or the Washtenaw County Water Resources Commissioner's Office will be funded by the Road Commission at no greater than 50% of total cost. This funding source is separate from the conventional and other drainage matching funds identified herein and will be applied on a case-by-case basis in partnership with interested townships by formal, written agreement.

| TOWNSHIP | 2018 CONVENTIONAL LOCAL ROAD MATCHING PROGRAM | 2018 SUPPLEMENTAL CONVENTIONAL LOCAL ROAD MATCHING PROGRAM | 2018 TOTAL CONVENTIONAL LOCAL ROAD MATCHING PROGRAM | 2017 CONVENTIONAL LOCAL ROAD MATCHING PROGRAM | 2018 DRAINAGE MATCHING PROGRAM | 2017 DRAINAGE MATCHING PROGRAM |
|-------------|---|---|---|---|---|---|
| Salem | \$26,273 | \$9,852 | \$36,125 | \$22,989 | \$10,493 | \$10,493 |
| Northfield | 39,996 | 14,998 | 54,994 | 34,999 | 13,732 | 13,732 |
| Webster | 28,428 | 10,660 | 39,088 | 24,875 | 11,792 | 11,792 |
| Dexter | 25,633 | 9,612 | 35,245 | 22,429 | 6,932 | 6,932 |
| Lyndon | 19,191 | 7,197 | 26,388 | 16,791 | 10,048 | 10,048 |
| Sylvan | 21,259 | 7,972 | 29,231 | 18,826 | 11,489 | 11,489 |
| Lima | 24,713 | 9,267 | 33,980 | 21,623 | 12,745 | 12,745 |
| Scio | 59,859 | 22,447 | 82,306 | 52,389 | 7,157 | 7,157 |
| Ann Arbor | 16,923 | 6,346 | 23,269 | 14,810 | 3,833 | 3,833 |
| Superior | 50,260 | 18,848 | 69,108 | 43,672 | 8,793 | 8,793 |
| Ypsilanti | 166,968 | 62,613 | 229,581 | 146,131 | 5,924 | 5,924 |
| Pittsfield | 109,947 | 41,230 | 151,178 | 96,227 | 4,669 | 4,669 |
| Lodi | 36,188 | 13,570 | 49,758 | 31,668 | 12,879 | 12,879 |
| Freedom | 21,719 | 8,145 | 29,864 | 19,003 | 13,684 | 13,684 |
| Sharon | 16,707 | 6,265 | 22,972 | 14,617 | 9,971 | 9,971 |
| Manchester | 22,905 | 8,590 | 31,495 | 20,041 | 13,176 | 13,176 |
| Bridgewater | 18,824 | 7,059 | 25,883 | 16,470 | 11,481 | 11,481 |
| Saline | 15,206 | 5,702 | 20,908 | 13,305 | 8,125 | 8,125 |
| York | 43,604 | 16,352 | 59,956 | 38,161 | 8,521 | 8,521 |
| Augusta | 35,399 | 13,275 | 48,673 | 30,975 | 14,554 | 14,554 |
| | \$800,000 | \$300,000 | \$1,100,000 | \$700,000 | \$200,000 | \$200,000 |

*Totals do not equal sum of individual allocations due to rounding

The WCRC Matching Program is subject to the following conditions:

a) Township Assistance

In order to allow local road improvements to proceed in a timely manner, townships are asked to assist Road Commission personnel in acquiring necessary tree removal and

grading permits, holding public hearings and coordinating any necessary property owner contacts.

b) Project Overruns

Road Commission staff will provide an estimated cost for each individual project to be included within the agreement between the township and the Road Commission. If, prior to beginning an individual project, it is determined that the original cost estimate will not cover project costs, the Road Commission will notify the township to determine, if the township desires to proceed with the project with a reduced scope or an additional funding commitment. Budgets are closely monitored on each project and every effort is made to avoid overruns. Any unexpected project cost overrun shall be taken from any unexpended funds remaining in that township's total township agreement. If the overrun exceeds the total township agreement, the Road Commission may bill the township up to an additional 10 percent of the total agreement amount with the township. At the township's option, such overruns can be taken from the following years matching funds.

c) Billing Procedures

As has been the practice for the past several years, the first 40 percent of the total Matching Program for construction and heavy maintenance projects will be due in June or 30 days from receipt of the first invoice. A second 40 percent will be due in August or 30 days from receipt of the second invoice. A final billing will be due in December or 30 days from receipt of final invoice. Any credits due townships will be returned at the time of final billing or credited to the following year, as determined by the township. The above billing methods apply only to those projects considered to be construction and heavy maintenance and does not apply to dust control which will be billed at cost to the date at time of billing. Standard fringe and overhead rates will be applied as defined by PA 51 of 1951, as amended.

d) Primary Road Matching

Any township board may, at their option, request that a part or all of their allocated matching WCRC funds, along with an equal amount of township funds, be used on a Primary Road Project within their township boundaries.

e) Reallocation of Funds

Any township that has not notified the WCRC of their intent to utilize matching funds **on or before Friday, May 18, 2018** will forfeit the 2018 allocated matching money. The WCRC will determine the amount of unused matching funds and reallocate these funds to primary road maintenance.

f) Dust Control

Conventional matching funds can be used for dust control only for solid applications (spot or skip spraying is ineligible).

g) Local Matching Fund Carryover

If a township determines that they desire to carry over the funds allocated for a given year into the following year, the township must provide written notification to the Road Commission that they are requesting this carryover, and identify an eligible project for which the funds will be held. The Road Commission carry-over fund will be preserved for one year. Beyond this point the funds will be reallocated as stated in Paragraph e. The carryover option allows the township to accumulate the funds that are allocated with the previous year allocation; in other words, the carry over funds cannot exceed the previous year's allocation.

NORTHFIELD TOWNSHIP 2017 ACTIVITIES

| LOCATION | PROJECT | WCRC SHARE | TOWNSHIP SHARE | TOTAL |
|-----------------------------|-----------------------|---------------|----------------|---------------|
| <u>PRIMARY ROADS</u> | | | | |
| Maintenance | Roads | \$ 144,404.86 | | \$ 144,404.86 |
| Maintenance | Winter | 121,815.77 | | 121,815.77 |
| Maintenance | Traffic | 31,978.65 | | 31,978.65 |
| ^N Territorial Rd | Safety Project | 5,801.92 | | 5,801.92 |
| ^Whitmore Lake Rd | Mill & Resurfacing | 6,507.99 | | 6,507.99 |
| * East Shore Drive | Mill & Overlay | 136,665.56 | | 136,665.56 |
| * East Shore Drive | Pulverize & Overlay | 141,336.54 | | 141,336.54 |
| * N Territorial Rd | Sealcoat | 57,374.54 | | 57,374.54 |
| * Sutton Rd | Limestone Resurfacing | 252,042.30 | | 252,042.30 |
| Sutton Rd | Culvert Replacement | 1,586.56 | | 1,586.56 |
| Six Mile Rd | Limestone Resurfacing | \$ 50,046.16 | | 50,046.16 |
| | | - | | - |
| | | \$ 949,560.85 | | \$ 949,560.85 |

* County Millage Project

^Federal Aid/State Aid

NORTHFIELD TOWNSHIP 2017 ACTIVITIES

| LOCATION | PROJECT | WCRC SHARE | TOWNSHIP SHARE | TOTAL |
|---|-----------------------|---------------|----------------|---------------|
| <u>LOCAL ROADS</u> | | | | |
| Maintenance | Roads | \$ 416,295.34 | | \$ 416,295.34 |
| Maintenance | Winter | 31,474.97 | | 31,474.97 |
| Maintenance | Traffic | 22,774.16 | | 22,774.16 |
| Local Road | Dust Control | 58,772.32 | 36,807.29 | 95,579.61 |
| Township Wide | Limestone Resurfacing | 22,619.79 | 67,255.72 | 89,875.51 |
| Township Wide | Drainage Improvements | 13,732.00 | 3,753.47 | 17,485.47 |
| Five Mile Rd | Culvert Replacement | 1,766.12 | - | 1,766.12 |
| Earhart Rd btwn Six and Seven Mile | Culvert Replacement | 7,073.27 | - | 7,073.27 |
| Earhart Rd btwn Five Mile and N Territorial | Culvert Replacement | 1,342.57 | - | 1,342.57 |
| Maple Rd | Culvert Replacement | 1,430.62 | - | 1,430.62 |
| | | \$ 577,281.16 | \$ 107,816.48 | \$ 685,097.64 |

WASHTENAW COUNTY ROAD COMMISSION

2018 DUST CONTROL

| <u>MATERIAL</u> | <u>COST/GALLON APPLIED</u> |
|-----------------|----------------------------|
| Contract Brine | \$0.165 |

NORTHFIELD TOWNSHIP OPTIONS

49.61 miles certified local gravel roads

Contract Brine

(Recommended application rate – 2,000 gallons per mile)

| | |
|--------------------------|--------------------------------|
| Three Solid Applications | 297,660 gallons = \$ 49,113.90 |
|--------------------------|--------------------------------|

For Information Only

2017 Use: 298,100 gallons Contract Brine
(3 solid applications)

NORTHFIELD TOWNSHIP

PROPOSED 2018 LOCAL ROAD PROJECTS

- **DIXBORO ROAD, FIVE MILE ROAD TO SIX MILE ROAD**
Work to include roadside berm removal, ditching, culvert replacement, forestry operations, shaping the existing surface, the application of 6" (C.I.P.) of 23a limestone (approximately 3,650 tons) with associated dust control and project restoration. This is a proposed township share project with Salem Township.
Estimated project cost: \$ 114,300
Estimated project cost to Northfield Township: \$ 57,150

- **JOY ROAD, DIXBORO ROAD TO EARHART ROAD**
Work to include roadside berm removal, ditching, forestry operations, reshaping the existing surface, the placement of 4" (C.I.P.) of 23a limestone (approximately 2,850 tons) with associated dust control and project restoration. This is a proposed township share project with Ann Arbor Township.
Estimated project cost \$ 127,600
Estimated cost to Northfield Township \$ 63,800

- **JOY ROAD, EARHART ROAD TO PONTIAC TRAIL**
Work to include roadside berm removal, ditching, forestry operations, reshaping the existing surface, the placement of 4" (C.I.P.) of 23a limestone (approximately 2,600 tons) with associated dust control and project restoration. This is a proposed township share project with Ann Arbor Township.
Estimated project cost \$ 95,700
Estimated cost to Northfield Township \$ 47,850

- **JOY ROAD, PONTIAC TRAIL TO NOLLAR ROAD**
Work to include roadside berm removal, ditching, forestry operations, reshaping the existing surface, the placement of 8" (C.I.P.) of 23a limestone (approximately 5,250 tons) with associated dust control and project restoration. This is a proposed township share project with Ann Arbor Township.
Estimated project cost \$ 170,100
Estimated cost to Northfield Township \$ 85,050

- **JOY ROAD, NOLLAR ROAD TO WHITMORE LAKE ROAD**
Work to include roadside berm removal, ditching, forestry operations, reshaping the existing surface, the placement of 8" (C.I.P.) of 23a limestone (approximately 5,000 tons) with associated dust control and project restoration. This is a proposed township share project with Ann Arbor Township.
Estimated project cost \$ 138,500

Estimated cost to Northfield Township \$ 69,250

- JOY ROAD, WHITMORE LAKE ROAD TO HELLNER ROAD
Work to include roadside berm removal, ditching, culvert replacement, reshaping the existing surface, the placement of 8" (C.I.P.) of 23a limestone (approximately 4,950 tons) with associated dust control and project restoration.
Estimated project cost \$ 110,900
- JOY ROAD, HELLNER ROAD TO MAPLE ROAD
Work to include roadside berm removal, ditching, reshaping the existing surface, the placement of 8" (C.I.P.) of 23a limestone (approximately 2,550 tons) with associated dust control and project restoration.
Estimated project cost \$ 64,200
- JENNINGS ROAD, US-23 RAMP TO END OF PAVEMENT
Work to include roadside berm removal, ditching, HMA base crushing, shaping and compacting of the existing roadway, the placement of a 4" HMA resurfacing, aggregate shoulders and project restoration.
Estimated project cost \$ 244,500
- JENNINGS ROAD, END OF PAVEMENT TO KEARNEY ROAD
Work to include roadside berm removal, ditching, forestry operations, reshaping the existing surface, the placement of 8" (C.I.P.) of 23a limestone (approximately 6,100 tons) with associated dust control and project restoration.
Estimated project cost \$ 255,800
- JENNINGS ROAD, KEARNEY ROAD TO WEBSTER TWP LINE
Work to include roadside berm removal, ditching, forestry operations, reshaping the existing surface, the placement of 8" (C.I.P.) of 23a limestone (approximately 1,600 tons) with associated dust control and project restoration.
Estimated project cost \$ 78,900
- SIX MILE ROAD, EARHART ROAD TO RUSHTON ROAD
Work to include roadside berm removal, ditching, forestry operations, reshaping the existing surface, the placement of 6" (C.I.P.) of 23a limestone (approximately 3,650 tons) with associated dust control and project restoration.
Estimated project cost \$ 132,900
- DIXBORO ROAD, 528 FT NORTH OF SIX MILE ROAD, 8583 TO 8652
Work to include roadside berm removal, ditching, culvert replacement, associated project restoration.
Estimated project cost \$ 25,000

- SPENCER ROAD AT FIVE MILE ROAD
 Work to include roadside berm removal, ditching, culvert replacement, associated project restoration.
 Estimated project cost \$ 8,900

- NOLLAR ROAD, NORTH TERRITORIAL ROAD SOUTH 0.28 MILES
 Work to include roadside berm removal, ditching, forestry operations, reshaping the existing surface, the placement of 6" (C.I.P.) of 23a limestone (approximately 1,100 tons) with associated dust control and project restoration.
 Estimated project cost \$ 53,700

- NOLLAR ROAD, NORTHFIELD CHURCH ROAD NORTH 1 MILE
 Work to include roadside berm removal, ditching, forestry operations, reshaping the existing surface, the placement of 6" (C.I.P.) of 23a limestone (approximately 3,850 tons) with associated dust control and project restoration.
 Estimated project cost \$ 132,300

- NOLLAR ROAD, NORTHFIELD CHURCH ROAD TO JOY ROAD
 Work to include roadside berm removal, ditching, forestry operations, reshaping the existing surface, the placement of 8" (C.I.P.) of 23a limestone (approximately 5,350 tons) with associated dust control and project restoration.
 Estimated project cost \$ 154,400



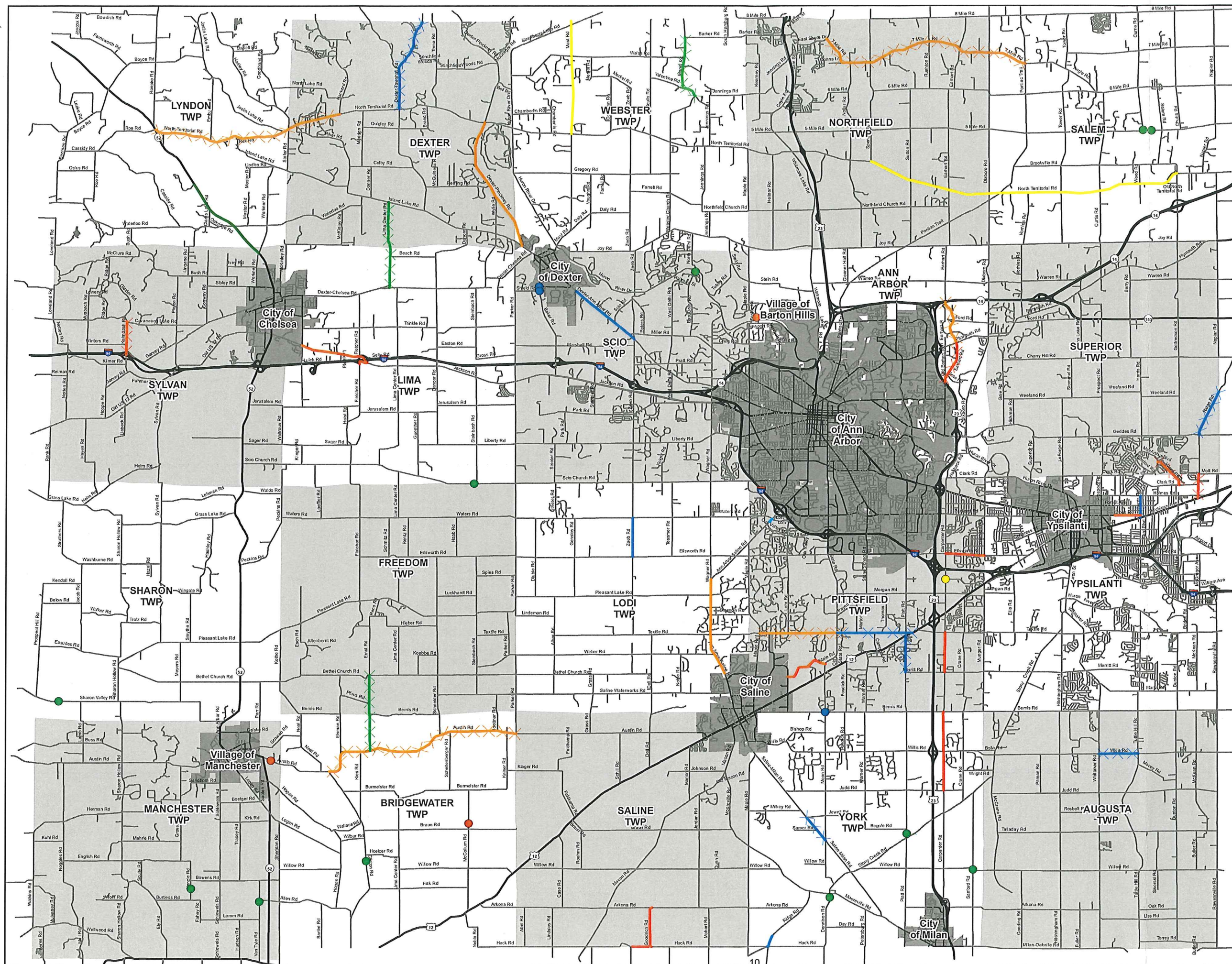
2018 Road & Bridge Improvement Projects

Legend - Project Type

- XXX Millage Project
- Mill/Overlay
- Pulverize/Overlay
- Reconstruct
- Chipseal
- Non-Motorized Path
- Limestone Overlay
- Safety & Signal Improvement
- Concrete Repairs
- Bridge/Culvert Replacement
- Bridge Deck Maintenance
- Intersection Project
- Safety & Signal Improvement

Printed: March, 2018

0 1 2 Miles



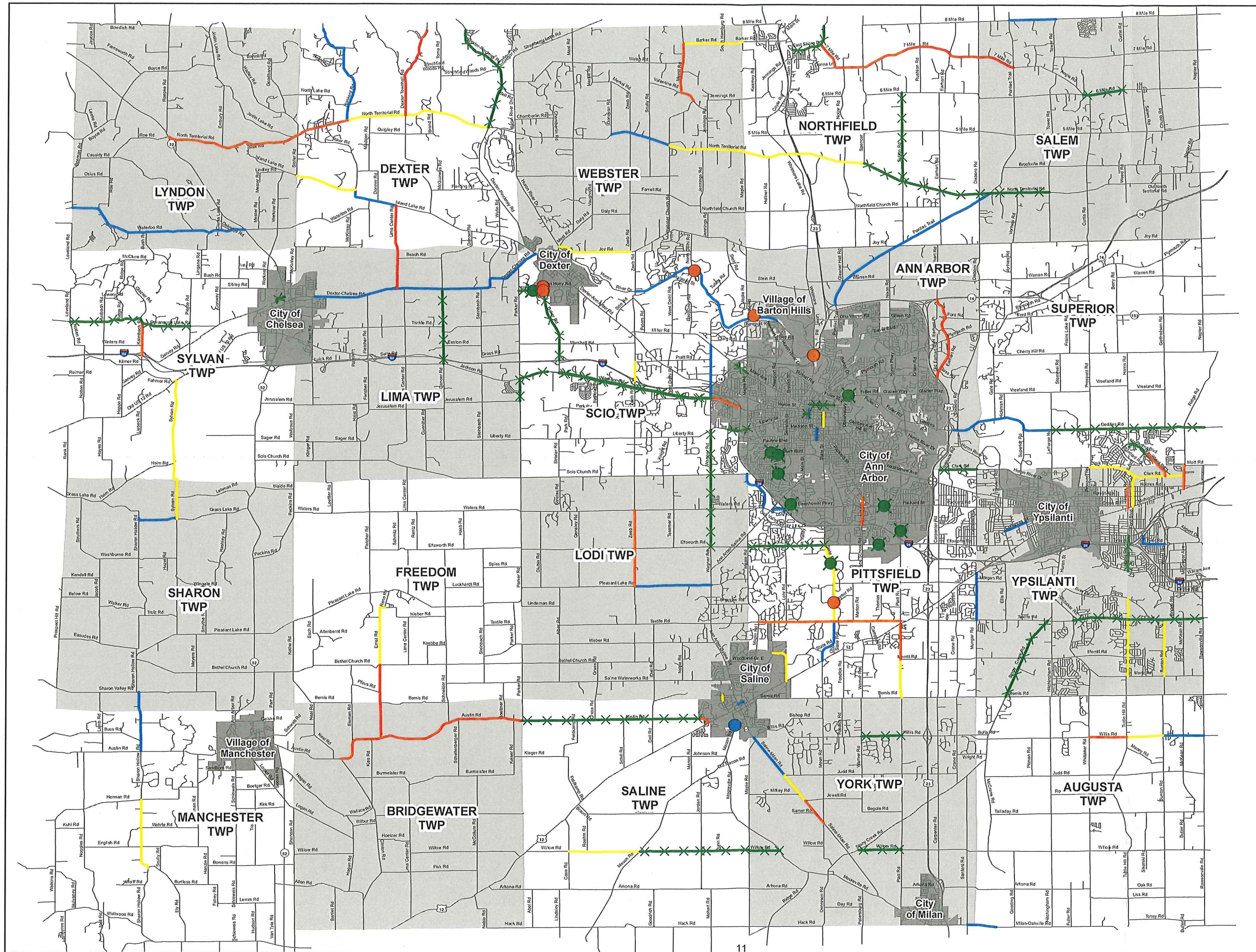


Washtenaw County Road Millage Projects 2017-2020

Road Millage Projects

- 2017
- 2018
- 2019
- 2020
- XXX Completed Projects

0 1 2 4 Miles
Updated: March, 2018

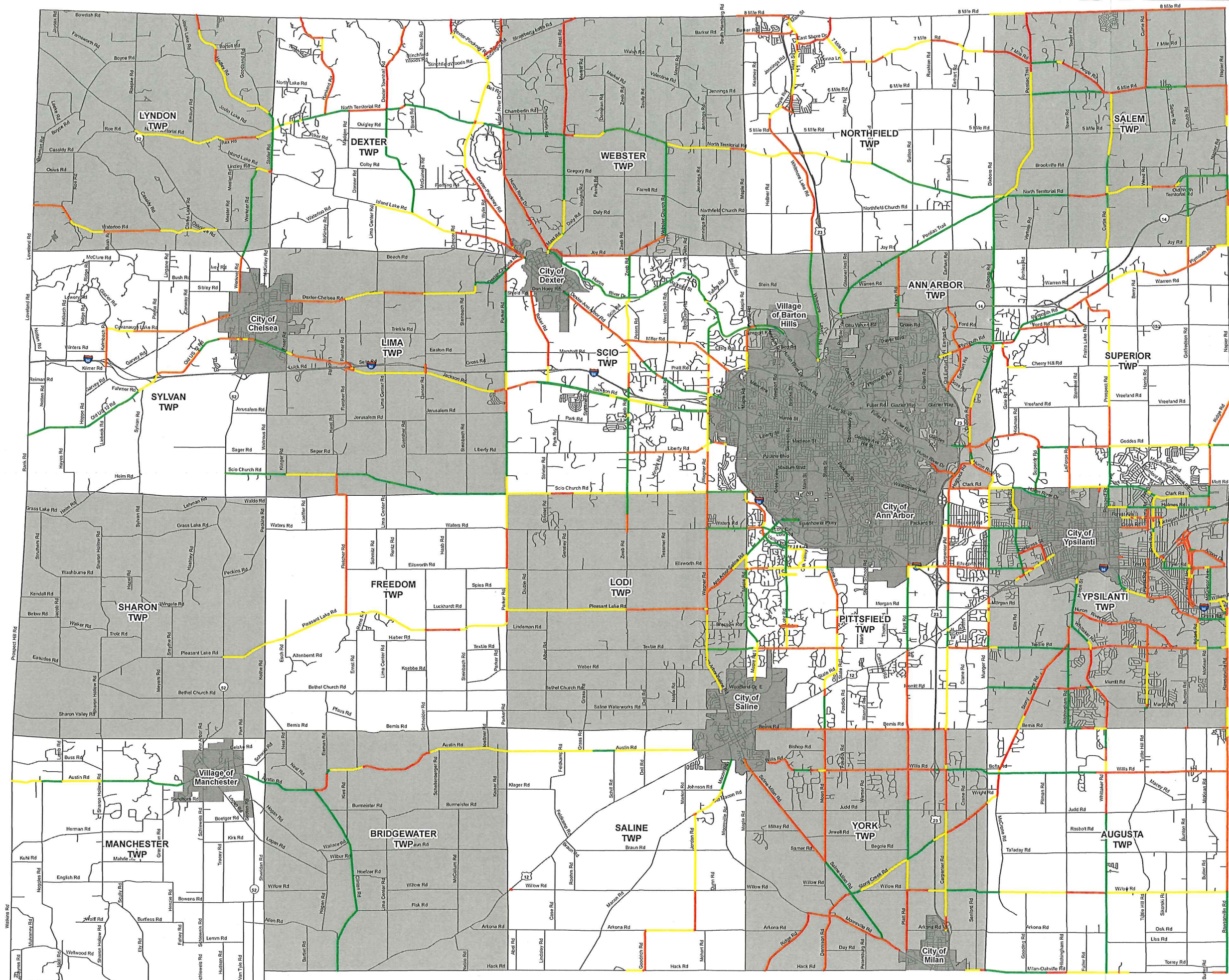




Federal Aid
Eligible Paved Roads

2016 Pavement Surface
Evaluations and Ratings
(PASER)

- Good - Routine Maintenance
150.2 Miles
- Fair - Capital Preventative
Maintenance
132.7 Miles
- Poor - Structural
Improvement
198.1 Miles



Date: February 20, 2017



Northfield Township

Federal Aid Eligible Paved Roads

PASER RATINGS

PASER stands for Pavement Surface Evaluation and Rating. The PASER rating ranges from 1- failed conditions, to 10 - brand new pavement. A pavement will only be a 10 the first year of its life, the second year it will automatically become a 9. Any condition of 8 or greater is considered to be a good condition; 7, 6 or 5 are fair; 4 or lower is poor.

- PASER based on 2016 ratings and project improvements
- Private and Gravel roads not rated.

THE RIGHT FIX AT THE RIGHT TIME

The WCRC determines the best fix to optimize service life for each of our projects. Good pavement management involves less expensive treatments earlier in the life of the pavement in order to take full advantage of infrastructural investments.

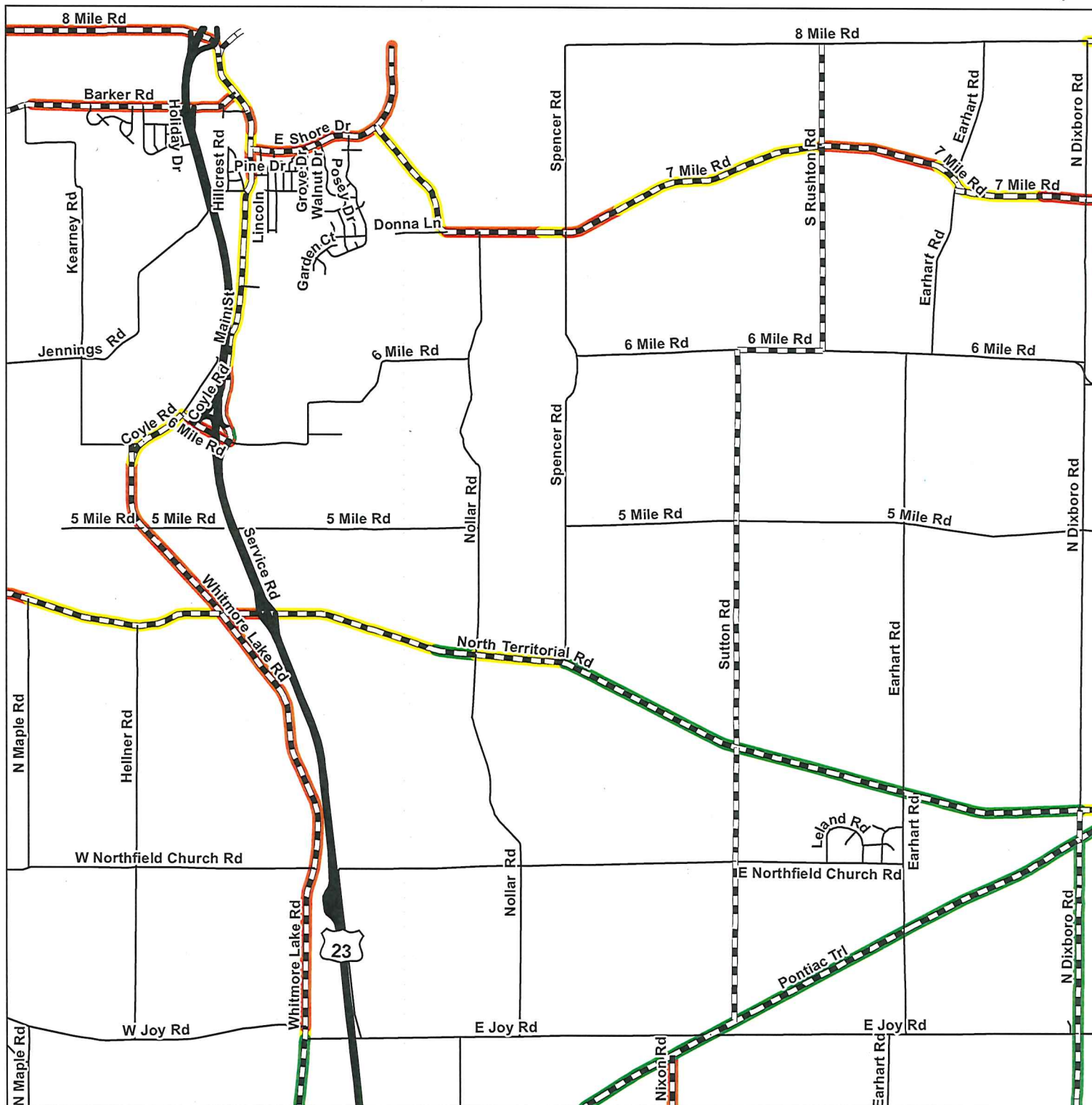
Road Classification

- State Trunkline
- County Primary
- County Local
- City
- City/Village Boundary

Road Ratings

- Good (10, 9, 8)
- Fair (7, 6, 5)
- Poor (4, 3, 2, 1)

0 0.5 1 Miles





Northfield Township

Paved Local & Non-Federal Aid Roads


PASER RATINGS

PASER stands for Pavement Surface Evaluation and Rating. The PASER rating ranges from 1- failed conditions, to 10 - brand new pavement. A pavement will only be a 10 the first year of its life, the second year it will automatically become a 9. Any condition of 8 or greater is considered to be a good condition; 7, 6 or 5 are fair; 4 or lower is poor.

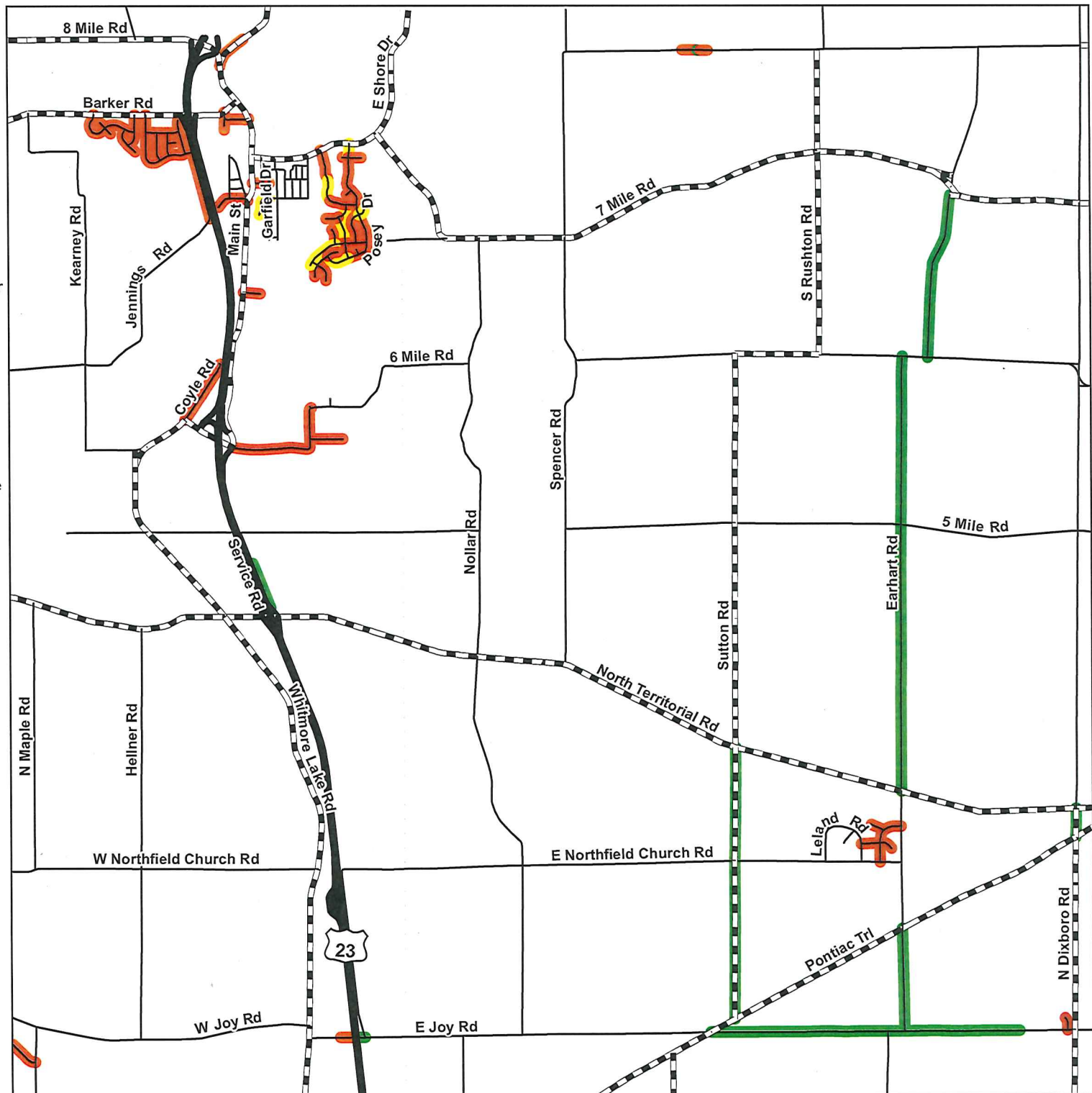
- PASER based on 2017 ratings and project improvements
- Private and Gravel roads not rated.

THE RIGHT FIX AT THE RIGHT TIME

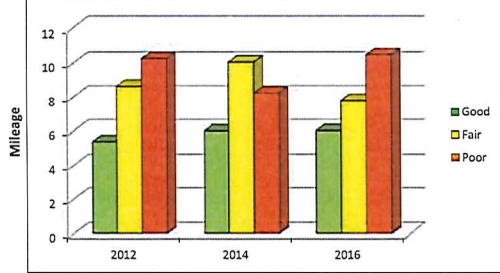
The WCRC determines the best fix to optimize service life for each of our projects. Good pavement management involves less expensive treatments earlier in the life of the pavement in order to take full advantage of infrastructural investments.



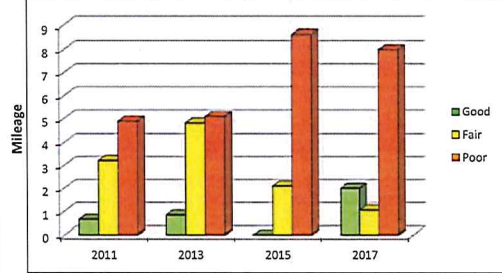
0 0.5 1 Miles



Federal Aid Road Ratings



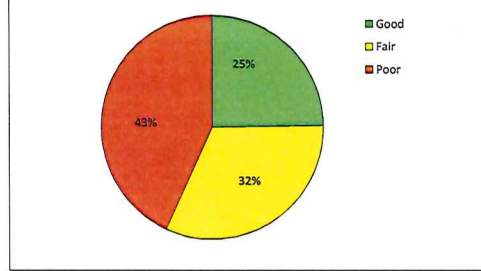
Local & Non Federal Aid Road Ratings



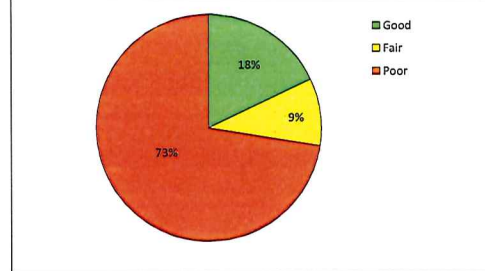
Northfield Township

Local Subdivision Road Ratings

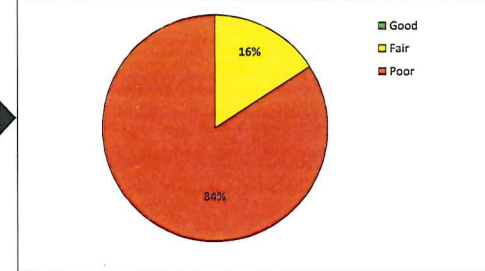
2016



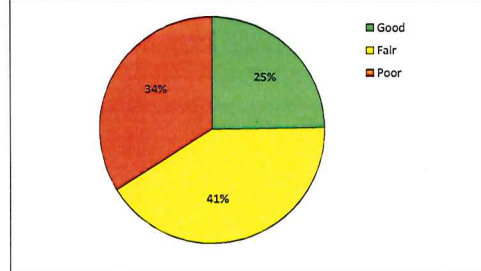
2017



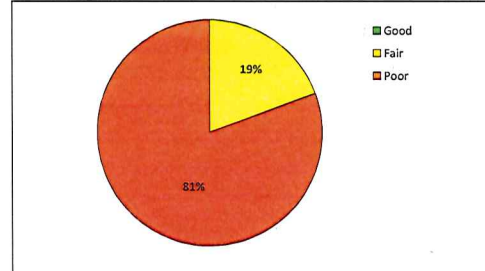
2017



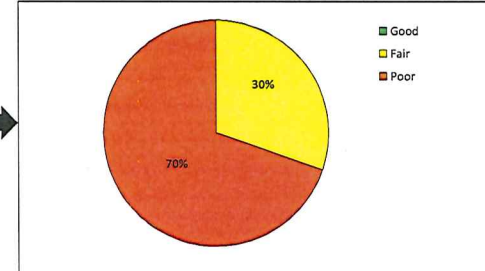
2014



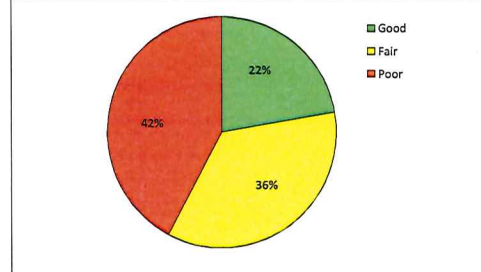
2015



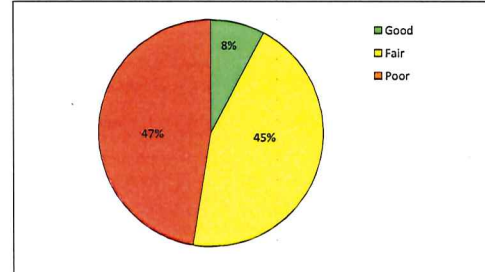
2015



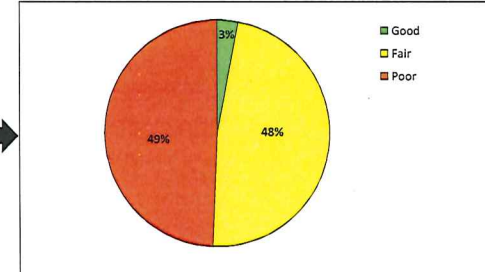
2012



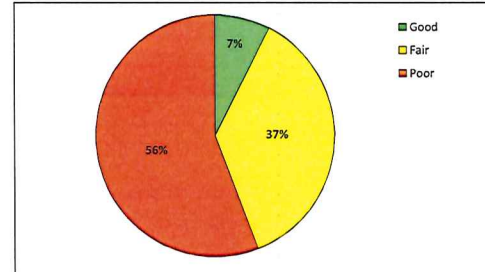
2013



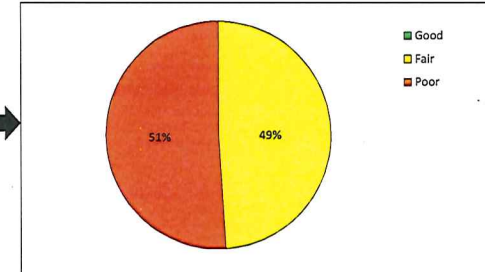
2013



2011



2011



Washtenaw County Road Commission

Planned Capital Investments 2018-2022

| Project/Program | Planning Area | Project Limits | Project Type | Construction Year | Total Cost (\$1,000s) |
|------------------------------------|---------------------|---------------------------------|-----------------------------|-------------------|-----------------------|
| Asset Mgmt/GIS | WCRC | Countywide | GIS/Mapping | 2018-2022 | \$1,500 |
| Equipment / Fleet | WCRC | Countywide | Equipment | 2018-2022 | \$10,500 |
| Facility and Grounds | WCRC Property | Countywide | Facility & Grounds | 2018-2022 | \$1,200 |
| Township Drainage Matching Program | Countywide | Countywide | Various | 2018-2022 | \$2,000 |
| Township Matching Program | Countywide | Countywide | Various | 2018-2022 | \$10,000 |
| Traffic Calming Program | Countywide | Various Locations | Safety | 2018-2022 | \$500 |
| Yard One Improvements | WCRC Property | Yard One | Facility & Grounds | 2018-2022 | \$800 |
| Bridge and Culvert Projects | | | | | |
| Local Bridge / Culvert Program | Countywide | Countywide | Bridge | 2018-2022 | \$1,000 |
| Primary Bridge / Culvert Program | Countywide | Countywide | Bridge | 2018-2022 | \$1,200 |
| Austin Road Bridge | Manchester | Over River Raisin | Bridge - Preserve Deck | 2018 | \$345 |
| Clinton Road Culvert | Bridgewater | Over Gadd Drain | Culvert - Replace | 2018 | \$55 |
| Currie Road N. 5 Mile Rd Culvert | Salem | Over Johnson Drain | Culvert - Replace | 2018 | \$100 |
| Dennison Road Bridge | York | Over Saline River | Bridge - Preservation | 2018 | \$90 |
| E. Delhi Road Bridge | Scio | Over Huron River | Bridge - Preservation | 2018 | \$30 |
| Five Mile Road Culvert | Salem | Over Johnson Drain | Culvert - Replace | 2018 | \$250 |
| Henzie Road Culvert | Manchester | Over Iron Creek | Culvert - Replace | 2018 | \$250 |
| Maple/Foster Road Bridge | Ann Arbor / Scio | Over Huron River | Bridge - Preservation | 2018 | \$50 |
| McCullum Road Bridge | Bridgewater | Over Saline River | Bridge - Preserve Deck | 2018 | \$196 |
| Platt Road Culvert | York | Over Olds Drain | Culvert - Replace | 2018 | \$55 |
| Scio Church Road Culvert | Lima | Over Haas Drain | Culvert - Replace | 2018 | \$105 |
| Sharon Valley Road Bridge | Manchester | Over River Raisin | Bridge - Replace | 2018 | \$1,932 |
| Van Tuyle Road Culvert | Manchester | Over Iron Creek | Culvert - Replace | 2018 | \$250 |
| Cavanaugh Lake Road Culvert | Sylvan | Over Mill Creek | Culvert - Replace | 2019 | \$1,041 |
| Saline-Milan Road Bridge | York | Over Saline River | Bridge - Replace | 2019 | \$1,106 |
| Miller Road Bridge | Scio | Over Honey Creek | Bridge - Replace | 2020 | \$1,250 |
| Resurfacing Programs | | | | | |
| County Millage Overlay Program | Countywide | Countywide | Resurface | 2018-2022 | \$7,575 |
| County Millage Limestone Program | Countywide | Countywide | Resurface | 2018-2022 | \$2,010 |
| County Millage Sealcoat Program | Countywide | Countywide | Resurface | 2018-2022 | \$2,475 |
| Overlay Program | Countywide | Countywide | Resurface | 2018-2022 | \$2,200 |
| Primary Limestone/Gravel Program | Countywide | Countywide | Resurface | 2018-2022 | \$2,000 |
| Sealcoat Program | Countywide | Countywide | Resurface | 2018-2022 | \$3,200 |
| Preventative Maintenance/3R EDF | Countywide | Countywide | Resurface | 2018-2022 | \$640 |
| Preventative Maintenance/3R STL | Countywide | Countywide | Resurface | 2018-2022 | \$4,595 |
| Preventative Maintenance/3R STU | Countywide | Countywide | Resurface | 2018-2022 | \$8,323 |
| Safety Programs | | | | | |
| Guardrail Program | Countywide | Countywide | Guardrail Upgrades | 2018-2022 | \$500 |
| Intersection Improvement Program | Countywide | Countywide | Intersection Improvement | 2018-2022 | \$1,500 |
| Non-Motorized Program | Countywide | Countywide | Non-Motorized | 2018-2022 | \$1,500 |
| Road Projects | | | | | |
| Ann Arbor-Saline Road | Pittsfield | Oak Valley Dr to Lohr/Waters Rd | Concrete Repairs | 2018 | \$80 |
| Baker Road | Scio/City of Dexter | At Shield Rd and At Dan Hoey Rd | Roundabout | 2018 | \$1,320 |
| Carpenter Road | York/Pittsfield | Judd Rd to Textile Rd | Resurface | 2018 | \$842 |
| Carpenter Road | Pittsfield | At Cloverlane Drive | Traffic Signal Installation | 2018 | \$215 |

Washtenaw County Road Commission

Planned Capital Investments 2018-2022

| Project/Program | Planning Area | Project Limits | Project Type | Construction Year | Total Cost (\$1,000s) |
|---------------------------------------|------------------|--------------------------------------|-------------------|-------------------|-----------------------|
| Cross Street | Ypsilanti | Ypsilanti City Limits to Harris Rd | Resurface | 2018 | \$198 |
| Dexter-Ann Arbor Road | Scio | Dan Hoey Rd to Zeeb Rd | Resurface | 2018 | \$858 |
| Ellsworth Road | Pittsfield | Carpenter Rd to Golfside Rd | Resurface | 2018 | \$1,001 |
| Hack Road/Goodrich Road | Saline | County Line to Arkona Rd | Resurface | 2018 | \$281 |
| Harris Road | Ypsilanti | Michigan Av to Holmes Rd | Reconstruct | 2018 | \$1,725 |
| Huron River Drive | Webster | 1.0 mi NW of Mast Rd to Mast Rd | Resurface | 2018 | \$171 |
| Huron River Trail - B2B (Segment D1) | Scio | Dexter-Huron Park to Zeeb Rd | Non-Motorized | 2018 | \$4,123 |
| Huron Waterloo Trail | Lyndon/Sylvan | Werkner Rd to N. Territorial Rd | Non-Motorized | 2018 | \$2,400 |
| Joy Road | Webster | Zeeb Rd to Webster Church Rd | Resurface | 2018 | \$193 |
| Mast Road | Webster | N. Territorial Rd to County-Line | Safety - Roadside | 2018 | \$634 |
| N. Territorial Road | Northfield/Salem | Spencer Rd to Gotfredson Rd | Safety - Roadside | 2018 | \$553 |
| Old US-12 / Fletcher Road | Lima | Freer Rd to I-94 / I-94 to Old US-12 | Resurface | 2018 | \$516 |
| Textile Road | Pittsfield | State Rd to Michigan Av (US-12) | Pave Gravel Road | 2018 | \$3,872 |
| Textile Road Non-Motorized Path (PTG) | Pittsfield | Marshview Park to Platt Rd | Non-Motorized | 2018 | \$1,553 |

December 19, 2017

Funding Local Road Improvements: Options for Townships

Townships are not legally required to contribute to the construction, reconstruction or maintenance of county roads. However, Act 51 does limit how much state funding the Road Commission can spend on local county road construction. Often WCRC is limited to no more than 50% of the project's total cost. The other 50% of a project's cost must come from a "local source" – which often takes the form of a township contribution.

While the recently approved countywide millage and new state revenue will help improve our primary road system, we still have 1,060 miles of local roads that need maintenance and repairs. Washtenaw County is not alone in its challenges securing needed funding. Looking beyond county lines, we see townships throughout Michigan turning to township millages or special assessment districts as a tool to generate the revenue needed to repair and maintain roadways.

In 2016, 75 townships throughout Michigan placed a road millage on the ballot. 93% of the millages passed; 70 passed, and only five failed. The average rate of passage was 67% of voters. We saw our county-wide millage pass by 71% during the November election. We have found that voters tend to support road taxes when there is a detailed plan and a commitment to raise and keep the funds local.

Described below are three options available to townships to raise revenue that can match WCRC's contributions on local road improvements:

Act 51 Millage

Act 51 established the Michigan Transportation Fund (MTF) which distributes state-generated funds to county road agencies, cities/villages and the Michigan Department of Transportation. Act 51 also outlines two options for townships to raise revenue for the maintenance and improvement of local roads.

- Township boards can levy a property tax of no more than 3 mills in any year, without a vote of the people, for the maintenance or improvement of county roads within the township.
- With voter approval, township boards may levy a property tax of no more than 6 mills in any year for the maintenance or improvement of county roads within the township.

Read more in Act 51, section 247.670 "UNEXPENDED BALANCES OF TOWNSHIP FUNDS; APPROPRIATION FOR LOCAL ROAD MAINTENANCE OR IMPROVEMENT"

Township-wide Millage

Section 6 of Article IX of the Constitution of Michigan of 1963 authorizes townships to levy millages with a majority vote of the people. Ypsilanti Charter Township used this option in 2016 to place Proposition C on the ballot to fund recreation, bike paths, sidewalks, roads, parks and general operating purposes. The measure passed with 58% of the vote.

Special Assessment Districts: Township-wide or Neighborhood-to-Neighborhood

Public Act 188 of 1954 allows townships to pay for road improvements through a special assessment district (SAD). Act 188 outlines a specific process for levying a SAD. Scio Township's Board approved a township-wide SAD in 2013 which will raise \$500,000 annually for ten years and will fund improvements on all the gravel roads in the township. Numerous other townships in Michigan have taken this approach. Scio and Lodi Township have also approved neighborhood SAD projects, which are generally initiated by neighbors in a specific subdivision.

TOWNSHIP CONTRIBUTION SUMMARY 2012 - 2017

| TOWNSHIP | | TOTAL 2012 | TOTAL 2013 | TOTAL 2014 | TOTAL 2015 | TOTAL 2016 | TOTAL 2017 | 5 Year Average | Contributions per Capita |
|-------------|--|--------------|--------------|--------------|--------------|--------------|--------------|-----------------|-----------------------------|
| ANN ARBOR | | \$ 54,000 | \$ 122,000 | \$ 224,919 | \$ 43,175 | \$ 112,300 | \$ 655,069 | \$ 201,910.50 | \$ 49.65 |
| AUGUSTA | | \$ 202,000 | \$ 203,000 | \$ 192,169 | \$ 158,618 | \$ 190,800 | \$ 120,462 | \$ 177,841.50 | \$ 26.37 |
| BRIDGEWATER | | \$ 34,000 | \$ - | \$ 40,306 | \$ 54,651 | \$ 30,400 | \$ 28,244 | \$ 31,266.83 | \$ 18.68 |
| DEXTER | | \$ 105,000 | \$ 82,000 | \$ 536,784 | \$ 55,724 | \$ 22,200 | \$ 22,346 | \$ 137,342.33 | \$ 22.73 |
| FREEDOM | | \$ 45,000 | \$ 57,000 | \$ 31,716 | \$ 51,334 | \$ 47,100 | \$ 28,315 | \$ 43,410.83 | \$ 30.40 |
| LIMA | | \$ 51,000 | \$ 70,000 | \$ 117,285 | \$ 118,676 | \$ 171,300 | \$ 207,502 | \$ 122,627.17 | \$ 37.08 |
| LODI | | \$ 415,000 | \$ 141,000 | \$ 483,502 | \$ 67,065 | \$ 602,000 | \$ 339,568 | \$ 341,355.83 | \$ 56.35 |
| LYNDON | | \$ 23,000 | \$ 16,000 | \$ 45,285 | \$ 19,390 | \$ 38,500 | \$ 32,588 | \$ 29,127.17 | \$ 10.71 |
| MANCHESTER | | \$ 128,000 | \$ 47,000 | \$ 64,246 | \$ 77,675 | \$ 59,000 | \$ 124,690 | \$ 83,435.17 | \$ 33.67 |
| NORTHFIELD | | \$ 62,000 | \$ 84,000 | \$ 93,195 | \$ 109,907 | \$ 99,800 | \$ 107,816 | \$ 92,786.33 | \$ 11.25 |
| PITTSFIELD | | \$ 792,000 | \$ 393,000 | \$ 880,819 | \$ 907,340 | \$ 841,100 | \$ 959,392 | \$ 795,608.50 | \$ 22.95 |
| SALEM | | \$ 296,000 | \$ 1,042,000 | \$ 459,327 | \$ 425,626 | \$ 525,400 | \$ 573,943 | \$ 553,716.00 | \$ 98.40 |
| SALINE | | \$ 92,000 | \$ 110,000 | \$ 143,066 | \$ 159,024 | \$ 180,900 | \$ 136,294 | \$ 136,880.67 | \$ 72.19 |
| SCIO | | \$ 1,245,000 | \$ 833,000 | \$ 1,108,452 | \$ 1,269,480 | \$ 1,015,000 | \$ 225,960 | \$ 949,482.00 | \$ 57.65 |
| SHARON | | \$ 34,000 | \$ 20,000 | \$ 14,755 | \$ 24,306 | \$ 26,800 | \$ 28,926 | \$ 24,797.83 | \$ 14.28 |
| SUPERIOR | | \$ 280,000 | \$ 322,000 | \$ 324,001 | \$ 244,797 | \$ 491,300 | \$ 411,799 | \$ 345,649.50 | \$ 26.47 |
| SYLVAN | | \$ 10,000 | \$ 8,000 | \$ 26,852 | \$ 73,968 | \$ 38,100 | \$ 81,838 | \$ 39,793.00 | \$ 14.05 |
| WEBSTER | | \$ 153,000 | \$ 89,000 | \$ 16,019 | \$ 15,765 | \$ 190,500 | \$ 368,739 | \$ 138,837.17 | \$ 21.94 |
| YORK | | \$ 34,000 | \$ 108,000 | \$ 418,883 | \$ 460,000 | \$ 121,800 | \$ 146,686 | \$ 214,894.83 | \$ 24.68 |
| YPSILANTI | | \$ 4,970,000 | \$ 2,794,000 | \$ 2,510,384 | \$ 1,048,026 | \$ 826,800 | \$ 941,218 | \$ 2,181,738.00 | \$ 40.89 |
| | | \$ 9,025,000 | \$ 6,541,000 | \$ 7,731,965 | \$ 5,384,547 | \$ 5,631,100 | \$ 5,541,395 | \$ 6,642,501.17 | \$ 34.52 |

Five year avg. 2012 - 2017

\$ 6,642,501

03/06/2018

2018 Summary of Paved Local and Subdivision Roads Needs for each TOWNSHIP

| TOWNSHIP | Crack Seal Road Miles | Crack Sealing at \$8k/mi | Surface Treatment Road Miles | Surface Treatment at \$32k/mi | Mill & Overlay Road Miles | Mill & Overlay at \$190k/mi | Mill & 2 -Course Overlay- Road Miles | Mill & 2 - Course Overaly @ \$ 320k/mi | Local & Subd Paved Roads | 2018 | 2014 |
|---------------|--------------------------|-----------------------------|---------------------------------|----------------------------------|------------------------------|--------------------------------|---|---|-----------------------------|--------------------------------------|--------------------------------------|
| | | | | | | | | | | Total Needs for Average 10 year | Average 10 year |
| | | | | | | | | | | Expenditure Needs for Paved Roads | Expenditure Needs for Paved Roads |
| ANN ARBOR | 0.0 | \$ - | 1.7 | \$ 54,400 | 1.7 | \$ 323,000 | 4.8 | \$ 1,536,000 | \$ 1,913,400 | \$ 191,340 | \$ 90,100 |
| AUGUSTA | 0.2 | \$ 1,600 | 1.3 | \$ 41,600 | 2.5 | \$ 475,000 | 4.0 | \$ 1,280,000 | \$ 1,798,200 | \$ 179,820 | \$ 57,245 |
| BRIDGEWATER | 0.0 | \$ - | 0.0 | \$ - | 0.0 | \$ - | 1.0 | \$ 320,000 | \$ 320,000 | \$ 32,000 | |
| DEXTER | 2.7 | \$ 21,600 | 0.4 | \$ 12,800 | 3.0 | \$ 570,000 | 6.6 | \$ 2,112,000 | \$ 2,716,400 | \$ 271,640 | \$ 196,000 |
| FREEDOM | 0.5 | \$ 4,000 | 0.0 | \$ - | 0.5 | \$ 95,000 | 2.5 | \$ 800,000 | \$ 899,000 | \$ 89,900 | \$ 15,000 |
| LIMA | 0.0 | \$ - | 0.4 | \$ 12,800 | 1.0 | \$ 190,000 | 3.1 | \$ 992,000 | \$ 1,194,800 | \$ 119,480 | \$ 46,190 |
| LODI | 3.3 | \$ 26,400 | 0.6 | \$ 19,200 | 0.2 | \$ 38,000 | 8.0 | \$ 2,560,000 | \$ 2,643,600 | \$ 264,360 | \$ 210,700 |
| LYNDON | 0.0 | \$ - | 0.0 | \$ - | 0.0 | \$ - | 0.0 | \$ - | \$ - | \$ - | |
| MANCHESTER | 0.0 | \$ - | 2.4 | \$ 76,800 | 0.8 | \$ 152,000 | 4.5 | \$ 1,440,000 | \$ 1,668,800 | \$ 166,880 | |
| NORTHFIELD | 2.0 | \$ 16,000 | 0.8 | \$ 25,600 | 1.8 | \$ 342,000 | 6.2 | \$ 1,984,000 | \$ 2,367,600 | \$ 236,760 | \$ 119,290 |
| PITTSFIELD | 10.0 | \$ 80,000 | 10.0 | \$ 320,000 | 20.3 | \$ 3,857,000 | 40.6 | \$ 12,992,000 | \$ 17,249,000 | \$ 1,724,900 | \$ 521,750 |
| SALEM | 1.6 | \$ 12,800 | 0.9 | \$ 28,800 | 1.6 | \$ 304,000 | 4.5 | \$ 1,440,000 | \$ 1,785,600 | \$ 178,560 | \$ 22,020 |
| SALINE | 0.0 | \$ - | 0.0 | \$ - | 0.6 | \$ 114,000 | 0.9 | \$ 288,000 | \$ 402,000 | \$ 40,200 | \$ 21,900 |
| SCIO | 8.0 | \$ 64,000 | 6.5 | \$ 208,000 | 2.1 | \$ 399,000 | 11.5 | \$ 3,680,000 | \$ 4,351,000 | \$ 435,100 | \$ 285,750 |
| SHARON | 0.0 | \$ - | 0.2 | \$ 6,400 | 2.0 | \$ 380,000 | 6.0 | \$ 1,920,000 | \$ 2,306,400 | \$ 230,640 | \$ - |
| SUPERIOR | 5.1 | \$ 40,800 | 4.9 | \$ 156,800 | 6.5 | \$ 1,235,000 | 13.4 | \$ 4,288,000 | \$ 5,720,600 | \$ 572,060 | \$ 238,650 |
| SYLVAN | 0.0 | \$ - | 5.0 | \$ 160,000 | 1.7 | \$ 323,000 | 5.0 | \$ 1,600,000 | \$ 2,083,000 | \$ 208,300 | \$ 266,800 |
| WEBSTER | 0.2 | \$ 1,600 | 0.0 | \$ - | 0.4 | \$ 76,000 | 1.0 | \$ 320,000 | \$ 397,600 | \$ 39,760 | \$ 23,400 |
| YORK | 4.0 | \$ 32,000 | 5.3 | \$ 169,600 | 7.0 | \$ 1,330,000 | 14.0 | \$ 4,480,000 | \$ 6,011,600 | \$ 601,160 | \$ 343,610 |
| YPSILANTI | 21.2 | \$ 169,600 | 21.7 | \$ 694,400 | 42.0 | \$ 7,980,000 | 52.0 | \$ 16,640,000 | \$ 25,484,000 | \$ 2,548,400 | \$ 461,800 |
| TOTALS | 58.8 | \$ 470,400 | 62.1 | \$ 1,987,200 | 95.7 | \$ 18,183,000 | 189.6 | \$ 60,672,000 | \$ 81,312,600 | \$ 8,131,260 | \$ 2,920,205 |

Summary of Gravel Local Roads Needs for each TOWNSHIP

| TOWNSHIP | Local Gravel Road Miles | Local Gravel Road Needs at \$90k/mi | Subdivision Gravel Road Miles | Subd. Gravel Road Needs at \$ 60k/mi | Total Needs for Local & Subd Gravel Roads | Average 10 year Expenditure Needs for Gravel Roads |
|---------------|----------------------------|--|----------------------------------|---|---|--|
| ANN ARBOR | 10.7 | \$ 963,000 | 5.6 | \$ 336,000 | \$ 1,299,000 | \$ 129,900 |
| AUGUSTA | 48.7 | \$ 4,383,000 | 2.0 | \$ 120,000 | \$ 4,503,000 | \$ 450,300 |
| BRIDGEWATER | 38.7 | \$ 3,483,000 | 0.0 | \$ - | \$ 3,483,000 | \$ 348,300 |
| DEXTER | 23.4 | \$ 2,106,000 | 2.0 | \$ 120,000 | \$ 2,226,000 | \$ 222,600 |
| FREEDOM | 46.7 | \$ 4,203,000 | 0.0 | \$ - | \$ 4,203,000 | \$ 420,300 |
| LIMA | 41.6 | \$ 3,744,000 | 0.0 | \$ - | \$ 3,744,000 | \$ 374,400 |
| LODI | 41.0 | \$ 3,690,000 | 0.6 | \$ 36,000 | \$ 3,726,000 | \$ 372,600 |
| LYNDON | 35.2 | \$ 3,168,000 | 2.5 | \$ 150,000 | \$ 3,318,000 | \$ 331,800 |
| MANCHESTER | 46.2 | \$ 4,158,000 | 0.9 | \$ 54,000 | \$ 4,212,000 | \$ 421,200 |
| NORTHFIELD | 45.7 | \$ 4,113,000 | 3.9 | \$ 234,000 | \$ 4,347,000 | \$ 434,700 |
| PITTSFIELD | 11.2 | \$ 1,008,000 | 3.2 | \$ 192,000 | \$ 1,200,000 | \$ 120,000 |
| SALEM | 36.8 | \$ 3,312,000 | 1.0 | \$ 60,000 | \$ 3,372,000 | \$ 337,200 |
| SALINE | 28.5 | \$ 2,565,000 | 0.3 | \$ 18,000 | \$ 2,583,000 | \$ 258,300 |
| SCIO | 22.8 | \$ 2,052,000 | 10.7 | \$ 642,000 | \$ 2,694,000 | \$ 269,400 |
| SHARON | 34.9 | \$ 3,141,000 | 0.0 | \$ - | \$ 3,141,000 | \$ 314,100 |
| SUPERIOR | 30.9 | \$ 2,781,000 | 0.9 | \$ 54,000 | \$ 2,835,000 | \$ 283,500 |
| SYLVAN | 27.1 | \$ 2,439,000 | 1.0 | \$ 60,000 | \$ 2,499,000 | \$ 249,900 |
| WEBSTER | 41.3 | \$ 3,717,000 | 2.2 | \$ 132,000 | \$ 3,849,000 | \$ 384,900 |
| YORK | 26.9 | \$ 2,421,000 | 1.8 | \$ 108,000 | \$ 2,529,000 | \$ 252,900 |
| YPSILANTI | 4.0 | \$ 360,000 | 0.3 | \$ 18,000 | \$ 378,000 | \$ 37,800 |
| TOTALS | 642.3 | \$ 57,807,000 | 38.9 | \$ 2,334,000 | \$ 60,141,000 | \$ 6,014,100 |

Summary of Revenue Generated with a TOWNSHIP Wide Special Assessment District (SAD)

| TOWNSHIP | Parcel Count | Revenue at \$ 90/parcel | Revenue at \$ 100/parcel | Revenue at \$110/parcel | Revenue at \$ 120/parcel | Revenue at \$ 130/parcel | Revenue at \$ 140/parcel | Revenue at \$ 150/parcel |
|---------------|---------------|----------------------------|-----------------------------|----------------------------|-----------------------------|-----------------------------|-----------------------------|-----------------------------|
| ANN ARBOR | 1,850 | \$ 166,500 | \$ 185,000 | \$ 203,500 | \$ 222,000 | \$ 240,500 | \$ 259,000 | \$ 277,500 |
| AUGUSTA | 3,590 | \$ 323,100 | \$ 359,000 | \$ 394,900 | \$ 430,800 | \$ 466,700 | \$ 502,600 | \$ 538,500 |
| BRIDGEWATER | 1,150 | \$ 103,500 | \$ 115,000 | \$ 126,500 | \$ 138,000 | \$ 149,500 | \$ 161,000 | \$ 172,500 |
| DEXTER | 3,560 | \$ 320,400 | \$ 356,000 | \$ 391,600 | \$ 427,200 | \$ 462,800 | \$ 498,400 | \$ 534,000 |
| FREEDOM | 1,180 | \$ 106,200 | \$ 118,000 | \$ 129,800 | \$ 141,600 | \$ 153,400 | \$ 165,200 | \$ 177,000 |
| LIMA | 1,900 | \$ 171,000 | \$ 190,000 | \$ 209,000 | \$ 228,000 | \$ 247,000 | \$ 266,000 | \$ 285,000 |
| LODI | 2,650 | \$ 238,500 | \$ 265,000 | \$ 291,500 | \$ 318,000 | \$ 344,500 | \$ 371,000 | \$ 397,500 |
| LYNDON | 1,660 | \$ 149,400 | \$ 166,000 | \$ 182,600 | \$ 199,200 | \$ 215,800 | \$ 232,400 | \$ 249,000 |
| MANCHESTER | 3,000 | \$ 270,000 | \$ 300,000 | \$ 330,000 | \$ 360,000 | \$ 390,000 | \$ 420,000 | \$ 450,000 |
| NORTHFIELD | 4,620 | \$ 415,800 | \$ 462,000 | \$ 508,200 | \$ 554,400 | \$ 600,600 | \$ 646,800 | \$ 693,000 |
| PITTSFIELD | 12,300 | \$ 1,107,000 | \$ 1,230,000 | \$ 1,353,000 | \$ 1,476,000 | \$ 1,599,000 | \$ 1,722,000 | \$ 1,845,000 |
| SALEM | 3,490 | \$ 314,100 | \$ 349,000 | \$ 383,900 | \$ 418,800 | \$ 453,700 | \$ 488,600 | \$ 523,500 |
| SALINE | 1,350 | \$ 121,500 | \$ 135,000 | \$ 148,500 | \$ 162,000 | \$ 175,500 | \$ 189,000 | \$ 202,500 |
| SCIO | 6,000 | \$ 540,000 | \$ 600,000 | \$ 660,000 | \$ 720,000 | \$ 780,000 | \$ 840,000 | \$ 900,000 |
| SHARON | 1,160 | \$ 104,400 | \$ 116,000 | \$ 127,600 | \$ 139,200 | \$ 150,800 | \$ 162,400 | \$ 174,000 |
| SUPERIOR | 6,000 | \$ 540,000 | \$ 600,000 | \$ 660,000 | \$ 720,000 | \$ 780,000 | \$ 840,000 | \$ 900,000 |
| SYLVAN | 1,780 | \$ 160,200 | \$ 178,000 | \$ 195,800 | \$ 213,600 | \$ 231,400 | \$ 249,200 | \$ 267,000 |
| WEBSTER | 3,240 | \$ 291,600 | \$ 324,000 | \$ 356,400 | \$ 388,800 | \$ 421,200 | \$ 453,600 | \$ 486,000 |
| YORK | 3,170 | \$ 285,300 | \$ 317,000 | \$ 348,700 | \$ 380,400 | \$ 412,100 | \$ 443,800 | \$ 475,500 |
| YPSILANTI | 20,740 | \$ 1,866,600 | \$ 2,074,000 | \$ 2,281,400 | \$ 2,488,800 | \$ 2,696,200 | \$ 2,903,600 | \$ 3,111,000 |
| TOTALS | 84,390 | \$ 7,595,100 | \$ 8,439,000 | \$ 9,282,900 | \$ 10,126,800 | \$ 10,970,700 | \$ 11,814,600 | \$ 12,658,500 |

Local Road Special Assessment District Summary: 2009 - 2017

| Project | Township | Construction Yr | Road Mileage (miles) | Project Cost |
|-----------------------------------|------------|-----------------|----------------------|--------------|
| Wing Meadows | Scio | 2009 | 0.61 | \$ 140,000 |
| Varsity Drive | Pittsfield | 2010 | 1.15 | \$ 300,000 |
| Scio Hills | Scio | 2010 | 1.39 | \$ 400,000 |
| Uplands of Scio | Scio | 2011 | 1.53 | \$ 400,000 |
| Fox Ridge Court | Lodi | 2012 | 0.30 | \$ 100,000 |
| Waters Road | Lodi | 2012 | 1.00 | \$ 100,000 |
| Polo Fields | Scio | 2012 | 4.60 | \$ 900,000 |
| Park Road | Scio | 2012 | 0.25 | \$ 150,000 |
| Parkland Plaza | Scio | 2013 | 1.20 | \$ 325,000 |
| Newman Blvd | Scio | 2013 | 0.20 | \$ 100,000 |
| The Glade | Scio | 2013 | 0.60 | \$ 180,000 |
| Rose Drive | Scio | 2013 | 0.52 | \$ 130,000 |
| Newport Road | Ann Arbor | 2014 | 0.50 | \$ 100,000 |
| Brookview Highlands | Lodi | 2014 | 1.60 | \$ 480,000 |
| Yorkridge & Apple Hill | York | 2014 | 1.30 | \$ 340,000 |
| Carriage Hills | Dexter | 2014 | 2.00 | \$ 587,000 |
| Venture Dr | Pittsfield | 2014 | 0.36 | \$ 111,000 |
| Jackson Industrial & Interface Dr | Scio | 2015 | 0.43 | \$ 126,000 |
| Hayes | York | 2015 | 1.84 | \$ 450,000 |
| Brooks and Ridge | Scio | 2015 | 0.53 | \$ 162,000 |
| Lone Oak | Lodi | 2016 | 1.58 | \$ 520,000 |
| Scio Meadows | Scio | 2016 | 0.57 | \$ 200,000 |
| Ann Arbor Tech Park | Ann Arbor | 2017 | 1.27 | \$ 815,000 |
| | | | | |
| | | | | |
| TOTALS | | | 25.33 | \$ 7,116,000 |

Township Taxable Valuation Data

| Township | Taxable Valuation | Millage Amount | | | |
|--------------|------------------------|-----------------------|-----------------------|------------------------|------------------------|
| | | 0.50 | 1.00 | 2.00 | 3.00 |
| Ann Arbor | \$482,650,050 | \$241,325.03 | \$482,650.05 | \$965,300.10 | \$1,447,950.15 |
| Augusta | \$200,848,017 | \$100,424.01 | \$200,848.02 | \$401,696.03 | \$602,544.05 |
| Bridgewater | \$94,334,800 | \$47,167.40 | \$94,334.80 | \$188,669.60 | \$283,004.40 |
| Dexter | \$339,238,532 | \$169,619.27 | \$339,238.53 | \$678,477.06 | \$1,017,715.60 |
| Freedom | \$100,953,350 | \$50,476.68 | \$100,953.35 | \$201,906.70 | \$302,860.05 |
| Lima | \$189,957,624 | \$94,978.81 | \$189,957.62 | \$379,915.25 | \$569,872.87 |
| Lodi | \$376,429,300 | \$188,214.65 | \$376,429.30 | \$752,858.60 | \$1,129,287.90 |
| Lyndon | \$130,967,000 | \$65,483.50 | \$130,967.00 | \$261,934.00 | \$392,901.00 |
| Manchester | \$180,313,050 | \$90,156.53 | \$180,313.05 | \$360,626.10 | \$540,939.15 |
| Northfield | \$343,517,940 | \$171,758.97 | \$343,517.94 | \$687,035.88 | \$1,030,553.82 |
| Pittsfield | \$1,603,066,200 | \$801,533.10 | \$1,603,066.20 | \$3,206,132.40 | \$4,809,198.60 |
| Salem | \$370,938,387 | \$185,469.19 | \$370,938.39 | \$741,876.77 | \$1,112,815.16 |
| Saline | \$103,804,000 | \$51,902.00 | \$103,804.00 | \$207,608.00 | \$311,412.00 |
| Scio | \$1,259,961,600 | \$629,980.80 | \$1,259,961.60 | \$2,519,923.20 | \$3,779,884.80 |
| Sharon | \$101,044,997 | \$50,522.50 | \$101,045.00 | \$202,089.99 | \$303,134.99 |
| Superior | \$550,559,700 | \$275,279.85 | \$550,559.70 | \$1,101,119.40 | \$1,651,679.10 |
| Sylvan | \$174,551,900 | \$87,275.95 | \$174,551.90 | \$349,103.80 | \$523,655.70 |
| Webster | \$411,799,400 | \$205,899.70 | \$411,799.40 | \$823,598.80 | \$1,235,398.20 |
| York | \$347,969,500 | \$173,984.75 | \$347,969.50 | \$695,939.00 | \$1,043,908.50 |
| Ypsilanti | \$1,037,151,347 | \$518,575.67 | \$1,037,151.35 | \$2,074,302.69 | \$3,111,454.04 |
| Total | \$8,400,056,694 | \$4,200,028.35 | \$8,400,056.69 | \$16,800,113.39 | \$25,200,170.08 |

Memo

To: Northfield Township Board of Trustees
From: Marlene Chockley, Supervisor
RE: Road Commission Budget Considerations
Date: May 2, 2018

Trustees,

Last year the Township allocated \$120,882.90 from its general fund for road maintenance and received matching funds of \$13,732 for drainage and \$34,999 for conventional maintenance. Those funds combined were used for 3 dust control applications costing nearly \$50,000, drainage improvements for \$27,500, and limestone resurfacing for \$93,000.

Road Commission staff were able to provide the services more efficiently than anticipated so that the total cost to the Township was \$107,816.48, a savings of nearly \$13,000. This allowed the emergency repair of the Northfield Church Road culvert for \$3300 and not exceed our budget.

This year we have several areas that need particular attention even though there are a great many that do. I would like to call out the following:

- 700 feet of Kearney Road where the road washes out each spring. The area is particularly difficult and needs a culvert and a significant amount of construction. The estimated cost of that project is \$14,500.
- The corner of Spencer and 5 Mile Road that will need a culvert and ditching for \$8900.
- A 5 Mile to 6 Mile stretch of Dixboro Road needs culvert replacement, ditching and berming and 6 inches of limestone. That project would be split between Northfield and Salem Township at an estimated cost of \$57,150.

I ask the Board to allow Chief Wagner and Manager Aynes to work with the road commission to address these particular areas if possible within a total Township contribution of \$125,000 which includes again the three dust control applications that have been popular with our residents in the rural areas.

Thank you for your consideration.

Marlene Chockley

RESOLUTION 15-585
REQUESTING THAT THE WASHTENAW COUNTY ROAD COMMISSION
PROVIDE ENHANCED COMMUNICATION WITH NORTHFIELD TOWNSHIP
IN ADVANCE OF MAJOR ROAD WORK PROJECTS

WHEREAS, the Washtenaw County Road Commission (WCRC) is the county-level road agency in Washtenaw County, Michigan responsible for maintaining a road system that is reasonably safe and convenient to the traveling public; and

WHEREAS, WCRC maintains all primary and local public roads in Washtenaw County located outside of city and village limits consisting of approximately 1,649 miles of certified public roads, which includes 770 miles of gravel roads; and

WHEREAS, WCRC crews provide services such as dust control, gravel road grading, snow removal, pavement resurfacing, storm drainage, tree removal and a variety of other services, including but not limited to road and bridge construction, sign and signal maintenance, pavement markings, and guardrail repairs; and

WHEREAS, in addition, WCRC is contracted by the Michigan Department of Transportation to maintain 598 lane-miles of state highways; and

WHEREAS, Northfield Township recognizes with appreciation the value of the services provided by the WCRC and its efforts to meet the safety needs of the motoring public; and

WHEREAS, Northfield Township thanks the WCRC for coordinating funding with the Washtenaw County Water Resources Commission and expediting the replacement of two unexpectedly collapsing culverts that compromised the safety of township residents; and

WHEREAS, two of the guiding principles of the WCRC are to promote openness and transparency in decision-making and to provide ample opportunities for participation by the public and local government; and

WHEREAS, a recent project to remove trees within 10 feet of the edge of pavement on North Territorial Road did not exemplify these guiding principles resulting in the removal of many heritage trees without the ability of the Township and Township residents to provide input; and

WHEREAS, Northfield Township residents value the rural character of our tree lined roadways and have sought to establish that rural character in our master plan and planning practices; and

WHEREAS, the additional guiding principles of the WCRC are to be conscientious stewards of the public's money, to value diversity and its employees, to be sensitive to the environment, and to provide leadership in transportation planning and road system improvement; and

WHEREAS, there may be alternatives to the removal of healthy historic trees bordering Northfield Township roads.

NOW THEREFORE BE IT RESOLVED that the Northfield Township Board of Trustees requests a greater partnership with the WCRC to facilitate enhanced communication on major roadwork projects including the opportunity for resident input as indicated.

A vote on the foregoing resolution was taken and was as follows:

AYE:

NAY:

Resolution declared adopted:

Marlene A. Chockley

Northfield Township Supervisor

ATTEST:

Kathleen Manley

Northfield Township Clerk

**Northfield Township
Police Department**

Memo

To: Township Board of Trustees

From: Bill Wagner

cc:

Date: May 8, 2018

Re: Police Department Sergeants promotional testing process

A couple weeks ago I was notified by Sgt. Jeff Davidson that his wife had taken a new position in Boston and that he would be moving there when he can complete the sale of his house. Sgt. Davidson has been with the Department for 15 years and an excellent employee for the Northfield Township Police Department. Sgt. Davidson will be sorely missed. With Sgt. Davidson's pending retirement we are left with 1 Command Officer (Interim Lt. Smith) in the department.

Per the collective bargaining agreement we have to agree on the process for promotions. Attached is what we have come up with and I am requesting approval of the process. Any promotions will come before the board for approval.



Northfield Township Public Safety

William E. Wagner Jr., Director

8350 Main Street, Whitmore Lake, MI 48189

Police: (734) 449-9911 • Fax: (734) 449-0511

Fire: (734) 449-2385 • Fax: (734) 449-2521



2018 Promotional Process Agreement

Members of the Northfield Township Police Department (NTPD), Police Officer's Association of Michigan (POAM) agree to the following 2018 Sergeant promotional process with Northfield Township per the current Contract:

Written Exam – 50 Points

Written exam published and provided by Northfield Township consisting of 50 questions (worth one point per question). The 50 test questions will be comprised of multiple choice, true/false and essay type answered questions. The topics of the test questions will cover current NTPD policy and procedures, geographical knowledge of Northfield Township, Michigan Compiled Laws and scenario based questions. The test will not be made available to any NTPD members, other than current command staff, prior to the administration of the test. Any test questions challenged by members of NTPD will be handled in a mutually agreed upon manner between members of NTPD/POAM and Northfield Township. If members of NTPD/POAM and Northfield Township can not mutually agree on a resolution to challenged questions, NTPD/POAM and Northfield Township agree to have this issue handled by an Arbitrator.

Peer Evaluation – 10 Points

The Peer Evaluation would be conducted anonymously and would include a number of categories to be determined by NTPD/POAM, attached. Each category will have a "0-10" rating scale with an optional "N/A" (not applicable) that would not factor into the average rating. Peer evaluations will be completed by NTPD members who are not on probation and not in the promotional process. The Peer Evaluation will be offered to administrative staff to include Susanne Hamilton and Angela Bennett. The Peer Evaluation will *not* be offered to members of the NTPD Reserve Police Officer Program. The Peer Evaluation would be based on an average score of the ratings with a total value of 10 Points. The Peer Evaluation topics will be provided to members of NTPD who are not in the promotional process prior to the date of the Peer Evaluation so that members can make a sound evaluation of the candidates.

Command Officer Evaluation – 10 Points

The Command Staff Evaluation would be conducted anonymously and would include a rating system and categories to be determined by Northfield Township and/or NTPD/COAM. The

Visit us online at www.twp-northfield.org



Northfield Township Public Safety

William E. Wagner Jr., Director

8350 Main Street, Whitmore Lake, MI 48189

Police: (734) 449-9911 • Fax: (734) 449-0511

Fire: (734) 449-2385 • Fax: (734) 449-2521



Command Staff Evaluation will be offered to all current Command officers with the exception of the Director of Public Safety. The Command Staff Evaluation would be based on an average score of the ratings with a total value of 10 Points.

Educational Points – 5 Points

Candidate Possesses a Bachelor Degree – 5 Points

Candidate Possesses an Associate's Degree – 3 Points

Law Enforcement Tenure – 5 Points

Candidate's tenure as a sworn full time law enforcement officer within Northfield Township (complete years only) of service will receive ½ point for each year of service with a maximum of 5 points earned.

Final Scores

Candidate's final score of the promotional process will be tallied and must receive a minimum of 60 points to be considered eligible for the promotion to Sergeant. The qualifying candidates will be placed on a promotional list, in no specific order, which the Director of Public Safety then has the right to promote from this list. The Promotional list will be effective for two ~~2~~ years from the date the list is published.
1 year

NTPD/POAM President, Richard Paquette _____

NTPD/POAM Vice President, David Powell _____

Northfield Township Director of Public Safety, William Wagner _____

Memo

To: Northfield Township Board of Trustees
From: Marlene Chockley, Supervisor
RE: DDA request to evaluate 75 Barker for improvements
Date: May 3, 2018

Trustees,

In an effort to provide both the DDA and the Board of Trustees with more complete information to assess the future of 75 Barker building, the DDA through one of its members obtained two quotes for demolition of the building. Those quotes ranged from \$43,600 to \$50,000.

DDA Chair Barb Griffith has called several engineers to have them inspect the building, but has not been successful in obtaining an evaluation.

Subsequently, the DDA, at its April 23rd meeting, passed a motion requesting that the Township engage Kurt Weiland, our building official, to evaluate 75 Barker for improvements necessary to make the building usable for office and retail tenants. Mr. Weiland has previously recommended to the Board that a design engineer is the most appropriate person to do that evaluation.

This Board needs to decide the direction that it wants to take with regard to this building. The options I see are:

- Patch up what we can and lease the portion that can be leased
- Bring it up to code to be able to lease the entire building
- Demolish the building and use the property for parking only
- Demolish the building, use the property for parking, and allow a new building to be constructed

Please bring your thoughts to the discussion. Thank you.

Marlene Chockley

Memo

To: Northfield Township Board of Trustees
From: Marlene Chockley, Supervisor
RE: Waiver of Fees for Late Filing of Property Transfer Affidavits
Date: May 3, 2018

Trustees,

Please see the attached resolution concerning waiver of fees for late filing of property transfer affidavits (PTAs).

The Township receives a few late PTAs each year as land owners neglect to file them for various reasons. Many times it is due to not realizing that it needs to be done after they purchase a home or parcel.

The Township is required to track and collect the late fees. In order to comply with the law and meet the requirements for the Audit of Minimum Assessing Requirements (AMAR) that the Township is scheduled to undergo in 2019, the Township must either do so or pass a resolution waiving the fee. The cost to actually carry out that task would be a burden to the Township.

This resolution intends to meet our obligations.

Thank you for your consideration.

Marlene Chockley

THE GENERAL PROPERTY TAX ACT (EXCERPT)
Act 206 of 1893

211.27b Failure to notify assessing office; adjustment.

Sec. 27b. (1) If the buyer, grantee, or other transferee in the immediately preceding transfer of ownership of property does not notify the appropriate assessing office as required by section 27a(10), the property's taxable value shall be adjusted under section 27a(3) and all of the following shall be levied:

(a) Any additional taxes that would have been levied if the transfer of ownership had been recorded as required under this act from the date of transfer.

(b) Interest and penalty from the date the tax would have been originally levied.

(c) For property classified under section 34c as either industrial real property or commercial real property, a penalty in the following amount:

(i) Except as otherwise provided in subparagraph (ii), if the sale price of the property transferred is \$100,000,000.00 or less, \$20.00 per day for each separate failure beginning after the 45 days have elapsed, up to a maximum of \$1,000.00.

(ii) If the sale price of the property transferred is more than \$100,000,000.00, \$20,000.00 after the 45 days have elapsed. However, if the appropriate assessing office determines that the failure to notify the assessing office within 45 days after the property's transfer of ownership was due to reasonable cause and not the willful neglect of the buyer, grantee, or other transferee, the penalty under subparagraph (i) shall be imposed. If the appropriate assessing office makes a determination that the failure to notify the assessing office within 45 days after the property's transfer of ownership was a result of the willful neglect of the buyer, grantee, or other transferee, that assessing office shall promptly send that buyer, grantee, or other transferee written notice, by certified mail, of that determination. A buyer, grantee, or other transferee who is assessed the penalty under this subparagraph may appeal that determination to the Michigan tax tribunal.

(d) For real property other than real property classified under section 34c as industrial real property or commercial real property, a penalty of \$5.00 per day for each separate failure beginning after the 45 days have elapsed, up to a maximum of \$200.00.

(2) The appropriate assessing officer shall certify for collection to the treasurer of the local tax collecting unit if the local tax collecting unit has possession of the tax roll or the county treasurer if the county has possession of the tax roll any additional taxes due under subsection (1)(a) and any penalty due under subsection (1)(c) or (d).

(3) The treasurer of the local tax collecting unit if the local tax collecting unit has possession of the tax roll or the county treasurer if the county has possession of the tax roll shall collect any taxes, interest, and penalty due pursuant to this section, and shall immediately prepare and submit a corrected tax bill for any additional taxes due under subsection (1)(a) and any interest and penalty due under subsection (1)(b). A penalty due under subsection (1)(c) or (d) may be collected with the immediately succeeding regular tax bill.

(4) Any taxes, interest, and penalty collected pursuant to subsection (1)(a) and (b) shall be distributed in the same manner as other delinquent taxes, interest, and penalties are distributed under this act. Any penalty collected under subsection (1)(c) or (d) shall be distributed to the local tax collecting unit.

(5) The governing body of a local tax collecting unit may waive, by resolution, the penalty levied under subsection (1)(c) or (d).

(6) If the taxable value of property is increased under this section, the appropriate assessing officer shall immediately notify by first-class mail the owner of that property of that increase in taxable value. A buyer, grantee, or other transferee may appeal any increase in taxable value or the levy of any additional taxes, interest, and penalties under subsection (1) to the Michigan tax tribunal within 35 days of receiving the notice of the increase in the property's taxable value. An appeal under this subsection is limited to the issues of whether a transfer of ownership has occurred and correcting arithmetic errors. A dispute regarding the valuation of the property is not a basis for appeal under this subsection.

(7) If the taxable value of property is adjusted under subsection (1), the assessing officer making the adjustment shall file an affidavit with all officials responsible for determining assessment figures, rate of taxation, or mathematical calculations for that property within 30 days of the date the adjustment is made. The affidavit shall state the amount of the adjustment and the amount of additional taxes levied. The officials with whom the affidavit is filed shall correct all official records for which they are responsible to reflect the adjustment and levy.

(8) Notification of a transfer of ownership provided as required under section 27a(10) or a levy of additional taxes, interest, and penalty under this section shall not be considered a determination of or evidence of the classification of the property transferred as real or personal property.

History: Add. 1994, Act 415, Imd. Eff. Dec. 29, 1994;—Am. 1996, Act 476, Imd. Eff. Dec. 26, 1996;—Am. 2012, Act 382, Imd. Rendered Friday, February 2, 2018

Page 1

Michigan Compiled Laws Complete Through PA 10 of 2018

RESOLUTION NO. 18-586

POLICY TO WAIVE PENALTIES FOR FAILURE
TO FILE PROPERTY TRANSFER AFFIDAVIT

WHEREAS, Section 27b of Public Act 206 of 1893 as amended requires the imposition of a penalty for failure of a buyer to file a Property Transfer Affidavit within 45 days of any transfer of property right; and

WHEREAS, Subsection (1)(c) requires a penalty of \$20.00 per day beginning after 45 days have elapsed for industrial or commercial real property sold for \$100,000,000.00 or less to a maximum of \$1000.00. If the sale price is more than \$100,000,000.00 and more than 45 days have elapsed, the penalty is \$20,000.00.

WHEREAS, Subsection (1)(d) requires a penalty of \$5.00 per day beginning after 45 days have elapsed for real property other than industrial or commercial to a maximum of \$200.00.

WHEREAS, Subsection (5) permits the governing body of the local tax collecting unit to waive the penalty required under subsection (1)(c) and (d); and

WHEREAS, the waiver of the penalties described in Section 27b(1)(c) and (d) will have minimal financial impact of the Township of Northfield;

NOW, THEREFORE, BE IT RESOLVED, that the Board of Trustees of the Township of Northfield hereby waives the penalty provisions of Section 27b(1)(c) and (d) of Public Act 206 of 1893 and that this resolution shall continue in effect until such time as an alternate resolution is adopted by the Board of Trustees of unless Section 27b is further amended by state legislation.

Adopted this _____ day of _____, 2018.

Marlene A. Chockley, Supervisor

Attest: _____

Kathleen Manley, Clerk

05/03/2018 02:33 PM

User: JEN

DB: Northfield

INVOICE GL DISTRIBUTION REPORT FOR NORTHFIELD TOWNSHIP
 EXP CHECK RUN DATES 05/09/2018 - 05/09/2018
 BOTH JOURNALIZED AND UNJOURNALIZED OPEN
 BANK CODE: MIF

OPEN

Page: 1/5

| GL Number | Invoice Line Desc | Vendor | Invoice Description | Amount | Check # |
|---------------------------------|-------------------------|---|---------------------------------------|------------|---------|
| Fund 101 GENERAL FUND | | | | | |
| Dept 101 TOWNSHIP BOARD | | | | | |
| 101-101-807.000 | MEMBERSHIP DUES | HURON RIVER WATERSHED CO | FACILITATION SERVICES FOR MIDDLE HURO | 250.00 | |
| | | Total For Dept 101 TOWNSHIP BOARD | | 250.00 | |
| Dept 172 TOWNSHIP MANAGER | | | | | |
| 101-172-850.000 | COMMUNICATION | VERIZON WIRELESS MESSAGI | TWP MGR CELL SERVICE 3/24/18-4/23/18 | 50.58 | |
| | | Total For Dept 172 TOWNSHIP MANAGER | | 50.58 | |
| Dept 228 INFORMATION TECHNOLOGY | | | | | |
| 101-228-936.000 | SOFTWARE | MICRO TECH SERVICES INC | OFFICE ANTIVIRUS MGMT 5/1/18-5/31/18 | 174.60 | |
| | | Total For Dept 228 INFORMATION TECHNOLOGY | | 174.60 | |
| Dept 253 TREASURER | | | | | |
| 101-253-803.000 | LEGAL | PAUL E BURNS | LEGAL SERVICES FOR APRIL 2018 | 500.00 | |
| 101-253-860.000 | FUEL & MILEAGE | DAWN SAMFILIPPO | MILEAGE 3/1/18-4/26/18: BANK, POST OF | 93.85 | |
| | | Total For Dept 253 TREASURER | | 593.85 | |
| Dept 257 ASSESSING | | | | | |
| 101-257-818.000 | CONTRACTUAL SERVICES | APEX SOFTWARE | APEX SKETCHING SOFTWARE ANNUAL RENEWA | 705.00 | |
| | | Total For Dept 257 ASSESSING | | 705.00 | |
| Dept 265 HALL AND GROUNDS | | | | | |
| 101-265-727.000 | SUPPLIES | DES MOINES STAMP MFG CO | HEAVY DUTY STAMPER REPLACEMENT INK PA | 55.00 | |
| 101-265-930.000 | REPAIRS & MAINTENANCE | RW FIRE & SAFETY CO. | ANNUAL SERVICE - EXTINGUISHER INSPECT | 34.75 | |
| 101-265-940.000 | RENTAL EQUIPMENT | U.S. BANK EQUIPMENT FINA | OFFICE SMALL COPIER LEASE APRIL 2018 | 65.23 | |
| 101-265-940.000 | RENTAL EQUIPMENT | U.S. BANK EQUIPMENT FINA | PD, OFFICE, WWTP & COM CTR COPIER LEA | 191.01 | |
| | | Total For Dept 265 HALL AND GROUNDS | | 345.99 | |
| Dept 270 LEGAL/PROFESSIONAL | | | | | |
| 101-270-803.000 | LEGAL | MCGRAW MORRIS P.C. | LEGAL FEES FOR MARCH 2018 | 1,022.30 | |
| 101-270-803.000 | LEGAL | PAUL E BURNS | LEGAL SERVICES FOR APRIL 2018 | 8,043.78 | |
| 101-270-927.000 | ALLOCATE TO DEPARTMENTS | PAUL E BURNS | LEGAL SERVICES FOR APRIL 2018 | (3,800.00) | |
| | | Total For Dept 270 LEGAL/PROFESSIONAL | | 5,266.08 | |
| Dept 412 PLANNING/ZONING DEPT | | | | | |
| 101-412-637.000 | SPLIT APPLICATIONS | MCKENNA ASSOCIATES | PLANNER SERVICES FOR MARCH 2018 | 780.00 | |
| 101-412-801.000 | PLANNER FEES | MCKENNA ASSOCIATES | ZONING ORDINANCE REVIEW MARCH 2018 | 1,160.00 | |
| 101-412-801.000 | PLANNER FEES | MCKENNA ASSOCIATES | PLANNER SERVICES FOR MARCH 2018 | 4,689.50 | |
| 101-412-823.000 | ZONING ADMINISTRATION | MCKENNA ASSOCIATES | PLANNER SERVICES FOR MARCH 2018 | 550.00 | |
| 101-412-860.000 | FUEL & MILEAGE | GENAL PRATT | CODE ENFORCEMENT MILEAGE APRIL 2018 | 27.79 | |
| | | Total For Dept 412 PLANNING/ZONING DEPT | | 7,207.29 | |
| Dept 666 COMMUNITY CENTER | | | | | |
| 101-666-850.000 | COMMUNICATION | CHARTER COMMUNICATIONS | COM CTR TV, PHONE & INTERNET 5/4/18-6 | 244.51 | |
| 101-666-920.000 | UTILITIES | CONSUMERS ENERGY | 9101 MAIN ST 3/23/18-4/23/18 | 89.41 | |
| 101-666-920.000 | UTILITIES | DTE ENERGY | 9101 MAIN ST. 3/27/18-4/25/18 | 153.28 | |
| 101-666-930.000 | REPAIRS & MAINTENANCE | PURE WINDOW WASHING | COM CTR WINDOWS INSIDE & OUTSIDE | 58.00 | |
| 101-666-936.000 | SOFTWARE | MICRO TECH SERVICES INC | CPM CTR ANTIVIRUS MGMT 5/1/18-5/31/18 | 16.20 | |
| 101-666-940.000 | RENTAL EQUIPMENT | U.S. BANK EQUIPMENT FINA | PD, OFFICE, WWTP & COM CTR COPIER LEA | 179.58 | |
| | | Total For Dept 666 COMMUNITY CENTER | | 740.98 | |
| Dept 753 RECREATION BOARD | | | | | |
| 101-753-931.000 | PARK MAINITENANCE | WASTE MANAGEMENT OF MI | DOG PARL WASTE REMOVAL 5/1/18-5/31/18 | 16.29 | |
| | | Total For Dept 753 RECREATION BOARD | | 16.29 | |

05/03/2018 02:33 PM
User: JEN
DB: Northfield

INVOICE GL DISTRIBUTION REPORT FOR NORTHFIELD TOWNSHIP
EXP CHECK RUN DATES 05/09/2018 - 05/09/2018
BOTH JOURNALIZED AND UNJOURNALIZED OPEN
BANK CODE: MIF

Page: 2/5

| GL Number | Invoice Line Desc | Vendor | Invoice Description | Amount | Check # |
|---|-----------------------|--------------------------|---------------------------------------|-----------|---------|
| Fund 101 GENERAL FUND | | | | | |
| Total For Fund 101 GENERAL FUND | | | | 15,350.66 | |
| Fund 207 LAW ENFORCEMENT FUND | | | | | |
| Dept 270 LEGAL/PROFESSIONAL | | | | | |
| 207-270-803.000 | LEGAL | MCGRW MORRIS P.C. | LEGAL FEES FOR MARCH 2018 | 3,737.50 | |
| 207-270-803.000 | LEGAL | PAUL E BURNS | LEGAL SERVICES FOR APRIL 2018 | 3,300.00 | |
| Total For Dept 270 LEGAL/PROFESSIONAL | | | | 7,037.50 | |
| Dept 301 OPERATING COSTS | | | | | |
| 207-301-727.000 | SUPPLIES | LIFELOC TECHNOLOGIES, IN | MOUTHPIECE, EASY TAB (250 PC) | 35.00 | |
| 207-301-818.000 | CONTRACTUAL SERVICES | OAKLAND COUNTY | CLEMIS LEADS ONLINE | 1,596.00 | |
| 207-301-818.000 | CONTRACTUAL SERVICES | OAKLAND COUNTY | CLEMIS MEMBERSHIP USAGE FEE, MDC PART | 4,969.28 | |
| 207-301-820.000 | DISPATCH SERVICES | WASHTENAW COUNTY TREASUR | DISPATCH SERVICES MAY 2018 | 5,437.25 | |
| 207-301-930.000 | REPAIRS & MAINTENANCE | RW FIRE & SAFETY CO. | ANNUAL SERVICE - EXTINGUISHER INSPECT | 89.65 | |
| 207-301-930.000 | REPAIRS & MAINTENANCE | RW FIRE & SAFETY CO. | ANNUAL SERVICE: CO2 RECHARGES | 270.00 | |
| 207-301-940.000 | RENTAL EQUIPMENT | U.S. BANK EQUIPMENT FINA | PD, OFFICE, WWTP & COM CTR COPIER LEA | 217.39 | |
| 207-301-972.000 | COMPUTER | MICRO TECH SERVICES INC | PD ANTIVIRUS MGMT 5/1/18-5/31/18 | 55.80 | |
| Total For Dept 301 OPERATING COSTS | | | | 12,670.37 | |
| Dept 333 TRANSPORTATION | | | | | |
| 207-333-930.000 | REPAIRS & MAINTENANCE | ADVANCE AUTO PARTS - PD | TUFF STUFF CLEANER, GLASS WIPES, DETA | 15.61 | |
| 207-333-930.000 | REPAIRS & MAINTENANCE | ADVANCE AUTO PARTS - PD | LILTREE BLACK ICE | 5.27 | |
| 207-333-930.000 | REPAIRS & MAINTENANCE | CREATIVE CARS INC | 2014 EXPLORER: WATER PUMP LEAKED COOL | 49.50 | |
| 207-333-930.000 | REPAIRS & MAINTENANCE | DIRTSQUIRT AUTO SPA | PD CAR WASHES SEPT 2017-MARCH 2018 | 468.00 | |
| 207-333-930.000 | REPAIRS & MAINTENANCE | DON'S BODY SHOP | 2015 TAURUS TIRE CHANGE | 20.00 | |
| 207-333-930.000 | REPAIRS & MAINTENANCE | WILLIAMS EMERGENCY EQUIP | READJUST GUN LOCKS IN 4 VEHICLES; REP | 300.00 | |
| Total For Dept 333 TRANSPORTATION | | | | 858.38 | |
| Total For Fund 207 LAW ENFORCEMENT FUND | | | | 20,566.25 | |
| Fund 216 MEDICAL RESCUE FUND | | | | | |
| Dept 301 OPERATING COSTS | | | | | |
| 216-301-727.000 | | ARBOR SPRINGS WATER CO I | FD 2 - 5 GAL. ARTESIAN WATER | 13.00 | |
| 216-301-920.000 | UTILITIES | DTE ENERGY | 2727 E NORTH TERRITORIAL 3/23/18-4/22 | 149.62 | |
| 216-301-930.000 | REPAIRS & MAINTENANCE | RW FIRE & SAFETY CO. | ANNUAL SERVICE - EXTINGUISHER INSPECT | 446.70 | |
| 216-301-930.000 | REPAIRS & MAINTENANCE | RW FIRE & SAFETY CO. | ANNUAL SERVICE: CO2 RECHARGES | 270.00 | |
| 216-301-972.000 | COMPUTER | MICRO TECH SERVICES INC | FD ANTIVIRUS MGMT 5/1/18-5/31/18 | 21.60 | |
| Total For Dept 301 OPERATING COSTS | | | | 900.92 | |
| Dept 333 TRANSPORTATION | | | | | |
| 216-333-930.000 | REPAIRS & MAINTENANCE | ADVANCE AUTO PARTS - FD | SPECIAL ORDER - CLR/MKR LAMP | 14.95 | |
| 216-333-930.000 | REPAIRS & MAINTENANCE | CREATIVE CARS INC | 2016 TAHOE LT OIL CHANGE & TIRE ROTAT | 54.80 | |
| 216-333-930.000 | REPAIRS & MAINTENANCE | DIRTSQUIRT AUTO SPA | FD CAR WASHES OCT 2017-MARCH 2018 | 8.00 | |
| 216-333-930.000 | REPAIRS & MAINTENANCE | PRIORITY ONE EMERGENCY | WHELEN 600 SERIES BTT, MRA6 50 WATT | 182.52 | |
| Total For Dept 333 TRANSPORTATION | | | | 260.27 | |
| Total For Fund 216 MEDICAL RESCUE FUND | | | | 1,161.19 | |
| Fund 287 BUILDING DEPARTMENT FUND | | | | | |
| Dept 261 GOVERNMENT SHARED SERVICES | | | | | |
| 287-261-725.000 | BUILDING INSPECTIONS | PITTSFIELD TOWNSHIP | BLDG INSPECTIONS MARCH 2018 | 1,443.00 | |
| 287-261-737.000 | PLAN REVIEW | PITTSFIELD TOWNSHIP | BLDG INSPECTIONS MARCH 2018 | 195.00 | |
| Total For Dept 261 GOVERNMENT SHARED SERVICES | | | | 1,638.00 | |

| GL Number | Invoice Line Desc | Vendor | Invoice Description | Amount | Check # |
|---|-----------------------|--------------------------|---------------------------------------|-----------|---------|
| Fund 287 BUILDING DEPARTMENT FUND | | | | | |
| Total For Fund 287 BUILDING DEPARTMENT FUND | | | | 1,638.00 | |
| Fund 370 PUBLIC SAFETY BLDG DEBT FD | | | | | |
| Dept 301 OPERATING COSTS | | | | | |
| 370-301-850.000 | COMMUNICATION | AT&T | ELEVATOR PHONE 3/26/18-4/25/18 | 78.75 | |
| 370-301-920.000 | UTILITIES | CONSUMERS ENERGY | 8350 MAIN ST. 3/23/18-4/23/18 | 1,586.58 | |
| 370-301-920.000 | UTILITIES | DTE ENERGY | 8350 MAIN ST. 3/27/18-4/25/18 | 3,457.02 | |
| 370-301-930.000 | REPAIRS & MAINTENANCE | PURE WINDOW WASHING | PSB ENTRANCEWAY WINDOWS | 10.00 | |
| 370-301-930.000 | REPAIRS & MAINTENANCE | RW FIRE & SAFETY CO. | ANNUAL SERVICE - EXTINGUISHER INSPECT | 88.75 | |
| 370-301-930.000 | REPAIRS & MAINTENANCE | SECURITY LOCK SERVICE | DIAGNOSE FAILED LOCK & POWER SUPPLY - | 2,655.50 | |
| Total For Dept 301 OPERATING COSTS | | | | 7,876.60 | |
| Total For Fund 370 PUBLIC SAFETY BLDG DEBT FD | | | | 7,876.60 | |
| Fund 571 WASTEWATER TREATMENT FUND | | | | | |
| Dept 301 OPERATING COSTS | | | | | |
| 571-301-740.000 | OPERATING SUPPLIES | ALEXANDER CHEMICAL CORP | FERRIC CHLORIDE | 5,451.69 | |
| 571-301-740.000 | OPERATING SUPPLIES | HAVILAND PRODUCTS COMPAN | CHLORINE GAS CYLINDERS, SULFUR DIOXID | 1,595.07 | |
| 571-301-740.000 | OPERATING SUPPLIES | NALCO CROSSBOW WATER | IT SERVICE EXCHANGER, FILTER W/ SERVI | 201.18 | |
| 571-301-740.000 | OPERATING SUPPLIES | NCL OF WISCONSIN, INC. | ELECTRODE STORAGE SOLUTION, AMMONIA P | 490.45 | |
| 571-301-817.000 | LAB & TESTING | BRIGHTON ANALYTICAL ASSO | LOW LEVEL MERCURY BY EPA 1631E | 180.00 | |
| 571-301-817.000 | LAB & TESTING | BRIGHTON ANALYTICAL ASSO | SELENIUM | 15.00 | |
| 571-301-920.000 | | CONSUMERS ENERGY | 11615 E SHORE DR. 3/23/18-4/23/18 | 19.03 | |
| 571-301-920.000 | | CONSUMERS ENERGY | 11500 LEMEN RD #A 3/24/18-4/24/18 | 1,254.42 | |
| 571-301-920.000 | | CONSUMERS ENERGY | 8076 MAIN ST. 3/24/18-4/24/18 | 59.08 | |
| 571-301-920.000 | | CONSUMERS ENERGY | 601 RAYMOND DR #GEN 3/24/18-4/24/18 | 59.08 | |
| 571-301-920.000 | | CONSUMERS ENERGY | 11500 LEMEN RD #C 3/24/18-4/24/18 | 93.21 | |
| 571-301-920.000 | UTILITIES | DTE ENERGY | PRIMARY SUPPLY RATE 3/21/18-4/19/18 | 6,188.67 | |
| 571-301-920.000 | UTILITIES | DTE ENERGY | 925 8 MILE RD 3/27/18-4/25/18 | 1,441.14 | |
| 571-301-920.000 | UTILITIES | DTE ENERGY | 11615 E SHORE DR. 3/24/18-4/24/18 | 307.98 | |
| 571-301-920.000 | UTILITIES | DTE ENERGY | 10597 9 MILE RD 2/23/18-4/24/18 | 43.85 | |
| 571-301-920.000 | UTILITIES | DTE ENERGY | 11591 N SHORE DR. 2/24/18-4/25/18 | 70.27 | |
| 571-301-920.000 | UTILITIES | DTE ENERGY | 601 RAYMOND 3/27/18-4/25/18 | 67.32 | |
| 571-301-920.000 | UTILITIES | DTE ENERGY | 11380 N SHORE DR. 3/27/18-4/25/18 | 96.84 | |
| 571-301-920.000 | UTILITIES | DTE ENERGY | 11800 N MAIN ST 3/27/18-4/25/18 | 133.90 | |
| 571-301-920.000 | UTILITIES | DTE ENERGY | 10201 ELMCREST RD 3/27/18-4/25/18 | 48.68 | |
| 571-301-920.000 | UTILITIES | DTE ENERGY | 8076 MAIN ST. 3/27/18-4/25/18 | 166.20 | |
| 571-301-920.000 | UTILITIES | DTE ENERGY | 7647 EDMUND ST. 3/27/18-4/25/18 | 94.09 | |
| 571-301-920.000 | UTILITIES | DTE ENERGY | 7941 TURNBERRY DR. 3/27/18-4/25/18 | 84.16 | |
| 571-301-920.000 | UTILITIES | DTE ENERGY | 9081 LAKE PINE DR 2/22/18-4/23/18 | 82.06 | |
| 571-301-920.000 | UTILITIES | DTE ENERGY | 9225 LAKE PINE DR. 3/23/18-4/23/18 | 587.27 | |
| 571-301-920.000 | UTILITIES | DTE ENERGY | 427 E NORTH TERRITORIAL 3/23/18-4/23/ | 180.39 | |
| 571-301-929.000 | GRANT EXPENSE | TETRA TECH INC | UPDATE OF WW COST OF SERVICES "SMART | 2,000.00 | |
| 571-301-929.000 | GRANT EXPENSE | TETRA TECH INC | SAW GRANT ENG SERVICES THRU 1/26/18 | 3,210.93 | |
| 571-301-929.000 | GRANT EXPENSE | TETRA TECH INC | SAW GRANT ENG SERVICES THRU 3/30/18 | 8,521.73 | |
| 571-301-929.000 | GRANT EXPENSE | WILLIAM D WILLIS | COMPUTER & TABLET - ASSET MGMT PURCHA | 3,026.91 | |
| 571-301-930.000 | REPAIRS & MAINTENANCE | ADVANCE AUTO PARTS - WWT | CUSTOMER #: 352920 - BRAKE FLUID | 8.27 | |
| 571-301-930.000 | REPAIRS & MAINTENANCE | JRTT WATER CONDITIONING | CERTIFY FOUR BACKFLOW DEVICES | 480.00 | |
| 571-301-930.000 | REPAIRS & MAINTENANCE | SHARE CORP. | STEEL BUSTERS PROTECT - ALL CHISEL SE | 203.48 | |
| 571-301-930.000 | REPAIRS & MAINTENANCE | TETRA TECH INC | NPDES PERMIT APPLICATION ASSISTANCE T | 4,900.00 | |
| 571-301-930.000 | REPAIRS & MAINTENANCE | UIS SCADA | TROUBLESHOOT EFFLUENT FLOW METER AND | 201.00 | |
| 571-301-940.000 | RENTAL EQUIPMENT | U.S. BANK EQUIPMENT FINA | PD, OFFICE, WWTP & COM CTR COPIER LEA | 131.22 | |
| Total For Dept 301 OPERATING COSTS | | | | 41,694.57 | |

05/03/2018 02:33 PM

User: JEN

DB: Northfield

INVOICE GL DISTRIBUTION REPORT FOR NORTHFIELD TOWNSHIP

EXP CHECK RUN DATES 05/09/2018 - 05/09/2018

BOTH JOURNALIZED AND UNJOURNALIZED OPEN

BANK CODE: MIF

Page: 4/5

| GL Number | Invoice Line Desc | Vendor | Invoice Description | Amount | Check # |
|-----------|-------------------|--------|---------------------|--------|---------|
|-----------|-------------------|--------|---------------------|--------|---------|

Fund 571 WASTEWATER TREATMENT FUND

Dept 333 TRANSPORTATION

571-333-860.000

FUEL & MILEAGE

CORRIGAN OIL CO

DELIVERY 4/19/18 - 428 GALLONS

993.79

Total For Dept 333 TRANSPORTATION

993.79

Total For Fund 571 WASTEWATER TREATMENT FUND

42,688.36

05/03/2018 02:33 PM

User: JEN

DB: Northfield

INVOICE GL DISTRIBUTION REPORT FOR NORTHFIELD TOWNSHIP

EXP CHECK RUN DATES 05/09/2018 - 05/09/2018

BOTH JOURNALIZED AND UNJOURNALIZED OPEN

BANK CODE: MIF

Page: 5/5

| GL Number | Invoice Line Desc | Vendor | Invoice Description | Amount | Check # |
|-----------|-------------------|--------|---------------------|--------|---------|
|-----------|-------------------|--------|---------------------|--------|---------|

Fund Totals:

| | |
|------------------------|-----------|
| Fund 101 GENERAL FUND | 15,350.66 |
| Fund 207 LAW ENFORCEME | 20,566.25 |
| Fund 216 MEDICAL RESCU | 1,161.19 |
| Fund 287 BUILDING DEPA | 1,638.00 |
| Fund 370 PUBLIC SAFETY | 7,876.60 |
| Fund 571 WASTEWATER TR | 42,688.36 |

| | |
|----------------------|-----------|
| Total For All Funds: | 89,281.06 |
|----------------------|-----------|

05/03/2018 02:36 PM
User: JEN
DB: Northfield

CHECK DISBURSEMENT REPORT FOR NORTHFIELD TOWNSHIP
CHECK DATE FROM 04/10/2018 - 05/03/2018
Banks: MIF

PAID

Page 1/17

| Check Date | Bank | Check # | Invoice | Payee | Description | Account | Dept | Amount |
|------------------------|------|---------|------------------|------------------------------|------------------------------------|---------|------|----------|
| Fund: 101 GENERAL FUND | | | | | | | | |
| 04/12/2018 | MIF | 43488*# | VR0000461503 | ADVANCED DISPOSAL | COM CTR TRASH REMOVAL 4/1/18-6/30/ | 930.000 | 666 | 63.36 |
| 04/12/2018 | MIF | 43491*# | 1700455 | ARBOR SPRINGS WATER CO INC | 3 - 5 GAL ARTESIAN WATER & RENTAL | 727.000 | 265 | 19.50 |
| | | | 1700455 | | 3 - 5 GAL ARTESIAN WATER & RENTAL | 940.000 | 265 | 14.00 |
| | | | | CHECK MIF 43491 TOTAL FOR FU | | | | 33.50 |
| 04/12/2018 | MIF | 43493*# | 0075124040118 | CHARTER COMMUNICATIONS | PEG STATION, PD & FD CABLE BOXES 4 | 850.000 | 265 | 9.78 |
| 04/12/2018 | MIF | 43495*# | 11234408801 | CONSTELLATION NEW ENERGY, IN | ELECTRIC SUPPLY 02/24/18-03/26/18 | 920.000 | 666 | 42.98 |
| 04/12/2018 | MIF | 43498 | MILEAGE | CRISTINA WILSON | MILEAGE FEB-MARCH 2018: TRAINING, | 860.000 | 215 | 181.82 |
| 04/12/2018 | MIF | 43506 | REIMBURSE | GENAL PRATT | CODE ENFORCEMENT MILEAGE FOR MARCH | 860.000 | 412 | 32.15 |
| 04/12/2018 | MIF | 43509# | 2018 1ST QUARTER | LISA LEMBLE | RECORDING SECRETARY JAN-MARCH 2018 | 723.000 | 215 | 1,765.00 |
| | | | 2018 1ST QUARTER | | RECORDING SECRETARY JAN-MARCH 2018 | 723.000 | 247 | 675.00 |
| | | | 2018 1ST QUARTER | | RECORDING SECRETARY JAN-MARCH 2018 | 723.000 | 412 | 975.00 |
| | | | 2018 1ST QUARTER | | RECORDING SECRETARY JAN-MARCH 2018 | 723.000 | 412 | 195.00 |
| | | | | CHECK MIF 43509 TOTAL FOR FU | | | | 3,610.00 |
| 04/12/2018 | MIF | 43510# | REIMBURSE | MARY BIRD | BOR BREAKFAST & MILEAGE TO PC & ZB | 956.000 | 247 | 14.30 |
| | | | REIMBURSE | | BOR BREAKFAST & MILEAGE TO PC & ZB | 860.000 | 412 | 91.56 |
| | | | | CHECK MIF 43510 TOTAL FOR FU | | | | 105.86 |
| 04/12/2018 | MIF | 43511* | 4788 | MCGRAW MORRIS P.C. | LEGAL SERVICES 2/1/18-2/28/18 | 803.000 | 270 | 862.50 |
| 04/12/2018 | MIF | 43512 | 21601-15 | MCKENNA ASSOCIATES | PLANNER SERVICES FEB 2018 | 801.000 | 412 | 1,685.00 |
| | | | 21601-15 | | PLANNER SERVICES FEB 2018 | 823.000 | 412 | 1,785.00 |
| | | | | CHECK MIF 43512 TOTAL FOR FU | | | | 3,470.00 |
| 04/12/2018 | MIF | 43513*# | 31867 | MICRO TECH SERVICES INC | OFFICE ANTI-VIRUS MGMT 4/1/18-4/30 | 936.000 | 228 | 174.60 |
| | | | 31868 | | COM CTR ANTI-VIRUS MGMT 4/1/18-4/3 | 936.000 | 666 | 16.20 |
| | | | | CHECK MIF 43513 TOTAL FOR FU | | | | 190.80 |
| 04/12/2018 | MIF | 43514 | 0002175958 | MLIVE MEDIA GROUP | ADS FOR MARCH 2018 | 900.000 | 101 | 307.91 |

05/03/2018 02:36 PM
User: JEN
DB: Northfield

CHECK DISBURSEMENT REPORT FOR NORTHFIELD TOWNSHIP
CHECK DATE FROM 04/10/2018 - 05/03/2018
Banks: MIF

Page 2/17

| Check Date | Bank | Check # | Invoice | Payee | Description | Account | Dept | Amount |
|------------------------------|------|----------|--------------------|------------------------------|------------------------------------|---------|------|--------------|
| Fund: 101 GENERAL FUND | | | | | | | | |
| 04/12/2018 | MIF | 43516*# | 7900 0440 8028 914 | NEOFUNDS BY NEOPOST | POSTAGE 3/15/18-4/11/18 | 851.000 | 191 | 84.43 |
| | | | 7900 0440 8028 914 | | POSTAGE 3/15/18-4/11/18 | 851.000 | 253 | 27.06 |
| | | | 7900 0440 8028 914 | | POSTAGE 3/15/18-4/11/18 | 851.000 | 265 | 166.36 |
| | | | 7900 0440 8028 914 | | POSTAGE 3/15/18-4/11/18 | 851.000 | 412 | 4.23 |
| CHECK MIF 43516 TOTAL FOR FU | | | | | | | | 282.08 |
| 04/12/2018 | MIF | 43519*# | 04/03/18 | PAUL E BURNS | LEGAL SERVICES MARCH 2018 | 803.000 | 253 | 500.00 |
| | | | 04/03/18 | | LEGAL SERVICES MARCH 2018 | 803.000 | 270 | 8,285.00 |
| | | | 04/03/18 | | LEGAL SERVICES MARCH 2018 | 927.000 | 270 | (3,800.00) |
| CHECK MIF 43519 TOTAL FOR FU | | | | | | | | 4,985.00 |
| 04/12/2018 | MIF | 43528*# | 354178097 | U.S. BANK EQUIPMENT FINANCE | OFFICE, PD, WWTP & COM CTR COPIER | 940.000 | 265 | 191.02 |
| | | | 354178097 | | OFFICE, PD, WWTP & COM CTR COPIER | 940.000 | 666 | 179.57 |
| CHECK MIF 43528 TOTAL FOR FU | | | | | | | | 370.59 |
| 04/12/2018 | MIF | 43529 | 1942 | URBAN LAND INSTITUTE AMERICA | MARKETPLACE RFP LISTING 3/26/18-5/ | 900.000 | 101 | 500.00 |
| 04/12/2018 | MIF | 43532 | RENEWAL | WASHTENAW CNTY ENVIRONMENTAL | FOOD SERVICE LICENSE RENEWAL APPLI | 822.000 | 666 | 251.00 |
| 04/12/2018 | MIF | 43533*# | NORTHFIELD ESTATES | WASHTENAW COUNTY TREASURER | NORTHFIELD ESTATES MONTHLY SITE FE | 214.000 | 000 | 1,140.00 |
| 04/12/2018 | MIF | 43534 | 0013306-1389-2 | WASTE MANAGEMENT OF MI | DOG PARK WASTE REMOVAL 4/1/18-4/30 | 931.000 | 753 | 16.29 |
| 04/18/2018 | MIF | 43537*# | 007011521710-0002 | BLUE CROSS BLUE SHIELD OF MI | BRONZE PLAN PREMIUMS FOR MAY 2018 | 716.000 | 257 | 1,158.64 |
| 04/18/2018 | MIF | 43538*# | 007011521710-0001 | BLUE CROSS BLUE SHIELD OF MI | SILVER PLAN PERMIUMS FOR MAY 2018 | 716.000 | 172 | 1,811.78 |
| | | | 007011521710-0001 | | SILVER PLAN PERMIUMS FOR MAY 2018 | 716.000 | 215 | 622.23 |
| | | | 007011521710-0001 | | SILVER PLAN PERMIUMS FOR MAY 2018 | 716.000 | 253 | 885.13 |
| | | | 007011521710-0001 | | SILVER PLAN PERMIUMS FOR MAY 2018 | 716.000 | 666 | 678.07 |
| CHECK MIF 43538 TOTAL FOR FU | | | | | | | | 3,997.21 |
| 04/18/2018 | MIF | 43541 | 6117661 | QUILL CORP | OFFICE SUPPLIES: PAPER TOWELS, LAB | 727.000 | 265 | 71.97 |
| 04/18/2018 | MIF | 43542 | XXXX XXXX XXXX 354 | STAPLES CREDIT PLAN | OFFICE SUPPLIES 04/04/18 : TOILET | 727.000 | 265 | 45.18 |
| 04/20/2018 | MIF | 389(E)*# | | PAYROLL | SUPERVISOR WAGES | | | ** VOIDED ** |
| | | | | | SUPERVISOR FICA | | | ** VOIDED ** |
| | | | | | TOWNSHIP MANAGER WAGES | | | ** VOIDED ** |

05/03/2018 02:36 PM

User: JEN

DB: Northfield

CHECK DISBURSEMENT REPORT FOR NORTHFIELD TOWNSHIP

CHECK DATE FROM 04/10/2018 - 05/03/2018

Banks: MIF

Page 3/17

| Check Date | Bank | Check # | Invoice | Payee | Description | Account | Dept | Amount |
|------------------------|------|------------|---------|---------|------------------------------------|---------|--------------|----------|
| Fund: 101 GENERAL FUND | | | | | | | | |
| | | | | | ASST TO TOWNSHIP MANAGER-CLERICAL | | ** VOIDED ** | |
| | | | | | TOWNSHIP MANAGER DEPT. FICA | | ** VOIDED ** | |
| | | | | | TOWNSHIP MANAGER PENSION | | ** VOIDED ** | |
| | | | | | CONTROLLER WAGES | | ** VOIDED ** | |
| | | | | | GENERAL CLERK WAGES | | ** VOIDED ** | |
| | | | | | GENERAL DEPUTY CLERK WAGES | | ** VOIDED ** | |
| | | | | | GENERAL CLERK FICA | | ** VOIDED ** | |
| | | | | | GENERAL CLERK PENSION | | ** VOIDED ** | |
| | | | | | GENERAL TREASURER WAGES | | ** VOIDED ** | |
| | | | | | GENERAL DEPUTY TREASURER WAGES | | ** VOIDED ** | |
| | | | | | GENERAL TREASURER FICA | | ** VOIDED ** | |
| | | | | | GENERAL TREASURER PENSION | | ** VOIDED ** | |
| | | | | | GENERAL ASST ASSESSOR WAGES | | ** VOIDED ** | |
| | | | | | GENERAL ASSESSOR FICA | | ** VOIDED ** | |
| | | | | | GENERAL ASSESSOR PENSION | | ** VOIDED ** | |
| | | | | | GENERAL PAYROLL FEES | | ** VOIDED ** | |
| | | | | | ZBA SALARIES | | ** VOIDED ** | |
| | | | | | GENERAL ZBA/PLANNING FICA | | ** VOIDED ** | |
| | | | | | PLANNING COMMISSION WAGES | | ** VOIDED ** | |
| | | | | | GENERAL COMMUNITY CENTER DIRECTOR | | ** VOIDED ** | |
| | | | | | GENERAL COMMUNITY CENTER DIRECTOR | | ** VOIDED ** | |
| | | | | | GENERAL COMM CENTER DIRECTOR PENSI | | ** VOIDED ** | |
| 04/20/2018 | MIF | 390 (E) *# | | PAYROLL | SUPERVISOR WAGES | 701.000 | 171 | 480.77 |
| | | | | | SUPERVISOR FICA | 715.000 | 171 | 36.78 |
| | | | | | TOWNSHIP MANAGER WAGES | 701.000 | 172 | 2,884.62 |
| | | | | | ASST TO TOWNSHIP MANAGER-CLERICAL | 704.000 | 172 | 1,229.60 |
| | | | | | TOWNSHIP MANAGER DEPT. FICA | 715.000 | 172 | 436.65 |
| | | | | | TOWNSHIP MANAGER PENSION | 718.000 | 172 | 288.46 |
| | | | | | CONTROLLER WAGES | 722.000 | 172 | 1,653.75 |
| | | | | | GENERAL CLERK WAGES | 701.000 | 215 | 480.77 |

DB: Northfield

CHECK DATE FROM 04/10/2018 - 05/03/2018

Banks: MIF

Page 4/17

| Check Date | Bank | Check # | Invoice | Payee | Description | Account | Dept | Amount |
|------------------------|------|---------|--------------------|------------------------------|------------------------------------|---------|------|-----------|
| Fund: 101 GENERAL FUND | | | | | | | | |
| | | | | | GENERAL DEPURTY CLERK WAGES | 703.000 | 215 | 1,611.20 |
| | | | | | GENERAL CLERK FICA | 715.000 | 215 | 160.04 |
| | | | | | GENERAL CLERK PENSION | 718.000 | 215 | 161.12 |
| | | | | | GENERAL TREASURER WAGES | 701.000 | 253 | 480.77 |
| | | | | | GENERAL DEPUTY TREASURER WAGES | 703.000 | 253 | 1,349.91 |
| | | | | | GENERAL TREASURER FICA | 715.000 | 253 | 127.91 |
| | | | | | GENERAL TREASURER PENSION | 718.000 | 253 | 116.86 |
| | | | | | GENERAL ASST ASSESSOR WAGES | 709.000 | 257 | 1,659.20 |
| | | | | | GENERAL ASSESSOR FICA | 715.000 | 257 | 126.93 |
| | | | | | GENERAL ASSESSOR PENSION | 718.000 | 257 | 165.92 |
| | | | | | GENERAL PAYROLL FEES | 727.000 | 265 | 46.34 |
| | | | | | ZBA SALARIES | 707.000 | 412 | 675.00 |
| | | | | | GENERAL ZBA/PLANNING FICA | 715.000 | 412 | 89.89 |
| | | | | | PLANNING COMMISSION WAGES | 726.000 | 412 | 500.00 |
| | | | | | GENERAL COMMUNITY CENTER DIRECTOR | 701.000 | 666 | 1,768.93 |
| | | | | | GENERAL COMMUNITY CENTER DIRECTOR | 715.000 | 666 | 131.12 |
| | | | | | GENERAL COMM CENTER DIRECTOR PENSI | 718.000 | 666 | 176.88 |
| | | | | CHECK MIF 390(E) TOTAL FOR F | | | | 16,839.42 |
| 04/26/2018 | MIF | 43547*# | 1114700 | APPLIED IMAGING | OFFICE & PD COPIER LEASES 4/22/18- | 727.000 | 265 | 93.63 |
| 04/26/2018 | MIF | 43551*# | TM05946124 0001 | METLIFE - GROUP BENEFITS | LIFE INSURANCE PREMIUMS FOR MAY 20 | 717.000 | 172 | 72.00 |
| | | | TM05946124 0001 | | LIFE INSURANCE PREMIUMS FOR MAY 20 | 717.000 | 215 | 47.78 |
| | | | TM05946124 0001 | | LIFE INSURANCE PREMIUMS FOR MAY 20 | 717.000 | 253 | 45.87 |
| | | | TM05946124 0001 | | LIFE INSURANCE PREMIUMS FOR MAY 20 | 717.000 | 257 | 48.85 |
| | | | TM05946124 0001 | | LIFE INSURANCE PREMIUMS FOR MAY 20 | 717.000 | 666 | 51.28 |
| | | | | CHECK MIF 43551 TOTAL FOR FU | | | | 265.78 |
| 04/26/2018 | MIF | 43553 | 042418 | PEOPLE'S EXPRESS | ANNUAL PAYMENT 1/1/18-12/31/18 | 836.000 | 101 | 10,000.00 |
| 04/26/2018 | MIF | 43555 | L0045378591 | UNEMPLOYMENT INSURANCE AGENC | ACCOUNT 0802244 000 CALENDAR YEAR | 721.000 | 265 | 0.40 |
| 05/03/2018 | MIF | 43558*# | 1116079 | APPLIED IMAGING | WWTP & COM CTR COPIER MAINT AGREEM | 727.000 | 666 | 20.99 |
| 05/03/2018 | MIF | 43564*# | XXXX XXXX XXXX 327 | PNC BANK | WAGNER 3/20-4/11/18: LIVESTREAM SU | 850.000 | 265 | 45.00 |
| 05/03/2018 | MIF | 43565# | XXXX XXXX XXXX 589 | PNC BANK | WILSON CHARGES 3/21/18-4/6/18 | 214.000 | 000 | 10.00 |
| | | | XXXX XXXX XXXX 589 | | WILSON CHARGES 3/21/18-4/6/18 | 727.000 | 265 | 14.95 |
| | | | | CHECK MIF 43565 TOTAL FOR FU | | | | 24.95 |

05/03/2018 02:36 PM
User: JEN
DB: Northfield

CHECK DISBURSEMENT REPORT FOR NORTHFIELD TOWNSHIP
CHECK DATE FROM 04/10/2018 - 05/03/2018
Banks: MIF

| Check Date | Bank | Check # | Invoice | Payee | Description | Account | Dept | Amount |
|------------------------|------|---------|---------|-------|---------------------------------|---------|------|-----------|
| Fund: 101 GENERAL FUND | | | | | Total for fund 101 GENERAL FUND | | | 49,018.79 |

05/03/2018 02:36 PM

User: JEN

DB: Northfield

CHECK DISBURSEMENT REPORT FOR NORTHFIELD TOWNSHIP

Page 6/17

CHECK DATE FROM 04/10/2018 - 05/03/2018

Banks: MIF

| Check Date | Bank | Check # | Invoice | Payee | Description | Account | Dept | Amount |
|--------------------------------|------|---------|--------------------|------------------------------|------------------------------------|---------|------|----------|
| Fund: 207 LAW ENFORCEMENT FUND | | | | | | | | |
| 04/12/2018 | MIF | 43486 | 2716-267141 | ADVANCE AUTO PARTS - PD | PD INTERCEPTOR: 2 BULBS | 930.000 | 333 | 41.98 |
| 04/12/2018 | MIF | 43491*# | 1697021 | ARBOR SPRINGS WATER CO INC | PD 4 - 5 GAL ARTESIAN WATER & RENT | 727.000 | 301 | 40.00 |
| 04/12/2018 | MIF | 43493*# | 0075124040118 | CHARTER COMMUNICATIONS | PEG STATION, PD & FD CABLE BOXES 4 | 850.000 | 301 | 28.00 |
| 04/12/2018 | MIF | 43499 | 38189 | CRUISERS | UNITY SPOTLIGHT HOUSING RING | 930.000 | 333 | 10.00 |
| 04/12/2018 | MIF | 43500 | 10231351035 | DELL MARKETING L .P. | DELL LATITUDE 5414 RUGGED, CUSTOME | 972.000 | 301 | 2,205.92 |
| 04/12/2018 | MIF | 43502 | 402941-1 | DON'S BODY SHOP | 2014 EXPLORER TOW FROM 6628 WL RD | 930.000 | 333 | 62.50 |
| | | | 403109-1 | | 2014 EXPLORER: TOW FROM US-23 & 6 | 930.000 | 333 | 25.00 |
| | | | | CHECK MIF 43502 TOTAL FOR FU | | | | 87.50 |
| 04/12/2018 | MIF | 43507 | CVCS211884 | LAFONTAINE CHEVROLET | 2015 CHEVY TAHOE: REPLACE A/C COND | 930.000 | 333 | 1,075.19 |
| 04/12/2018 | MIF | 43508 | 2 | LAWNET | LAWNET YEARLY CONTRIBUTION 1/1/18- | 818.000 | 301 | 3,000.00 |
| 04/12/2018 | MIF | 43511* | 4788 | MCGRAW MORRIS P.C. | LEGAL SERVICES 2/1/18-2/28/18 | 803.000 | 270 | 800.00 |
| 04/12/2018 | MIF | 43513*# | 31869 | MICRO TECH SERVICES INC | PD ANTI-VIRUS MGMT 4/1/18-4/30/18 | 972.000 | 301 | 55.80 |
| 04/12/2018 | MIF | 43516*# | 7900 0440 8028 914 | NEOFUNDS BY NEOPOST | POSTAGE 3/15/18-4/11/18 | 851.000 | 301 | 8.03 |
| 04/12/2018 | MIF | 43517* | 14045081380 | NEXTIVA INC. | PD & FD PHONES | 850.000 | 301 | 710.55 |
| 04/12/2018 | MIF | 43518* | 712001705 | OCCUPATIONAL HEALTH CENTERS | PREPLACEMENT PHYSICAL: WRIGHT | 730.000 | 226 | 164.50 |
| 04/12/2018 | MIF | 43519*# | 04/03/18 | PAUL E BURNS | LEGAL SERVICES MARCH 2018 | 803.000 | 270 | 3,300.00 |
| 04/12/2018 | MIF | 43525 | 551-509292 | STATE OF MICHIGAN | LIVE SCAN FEB 2018 | 214.000 | 000 | 126.00 |
| 04/12/2018 | MIF | 43527 | MILEAGE | TRACY YURKUNAS | FOIA TRAINING MILEAGE REIMBURSEMEN | 860.000 | 333 | 31.61 |
| | | | REIMBURSE | | MILEAGE TO TRAINING 3/28/18: FIREA | 860.000 | 333 | 50.25 |
| | | | | CHECK MIF 43527 TOTAL FOR FU | | | | 81.86 |
| 04/12/2018 | MIF | 43528*# | 354178097 | U.S. BANK EQUIPMENT FINANCE | OFFICE, PD, WWTP & COM CTR COPIER | 940.000 | 301 | 217.38 |

05/03/2018 02:36 PM

User: JEN

DB: Northfield

CHECK DISBURSEMENT REPORT FOR NORTHFIELD TOWNSHIP

CHECK DATE FROM 04/10/2018 - 05/03/2018

Banks: MIF

Page 7/17

| Check Date | Bank | Check # | Invoice | Payee | Description | Account | Dept | Amount |
|--------------------------------|------|----------|-------------------|------------------------------|------------------------------------|---------|------|--------------|
| Fund: 207 LAW ENFORCEMENT FUND | | | | | | | | |
| 04/12/2018 | MIF | 43533*# | MUNIS 1656 | WASHTENAW COUNTY TREASURER | PD DISPATCH SERVICES APRIL 2018 | 820.000 | 301 | 5,437.25 |
| 04/18/2018 | MIF | 43537*# | 007011521710-0002 | BLUE CROSS BLUE SHIELD OF MI | BRONZE PLAN PREMIUMS FOR MAY 2018 | 716.000 | 226 | 6,193.36 |
| 04/18/2018 | MIF | 43538*# | 007011521710-0001 | BLUE CROSS BLUE SHIELD OF MI | SILVER PLAN PERMIUMS FOR MAY 2018 | 716.000 | 226 | 1,811.78 |
| 04/18/2018 | MIF | 43539* | 79450954 | DELL FINANCIAL SERVICES | PD RENTAL 4/26/18-5/25/18 | 972.000 | 301 | 318.63 |
| 04/18/2018 | MIF | 43545* | 9804784800 | VERIZON WIRELESS MESSAGING S | PD CELL SERVICE 3/5/18-4/4/18 | 850.000 | 301 | 146.20 |
| 04/20/2018 | MIF | 389(E)*# | | PAYROLL | LAW ENFORCEMENT SUPERVISORS WAGES | | | ** VOIDED ** |
| | | | | | LAW ENFORCEMENT FULL-TIME WAGES | | | ** VOIDED ** |
| | | | | | LAW ENFORCEMENT CLERICAL WAGES | | | ** VOIDED ** |
| | | | | | LAW ENFORCEMENT PART-TIME WAGES | | | ** VOIDED ** |
| | | | | | LAW ENFORCEMENT OVER-TIME WAGES | | | ** VOIDED ** |
| | | | | | LAW ENFORCEMENT FICA | | | ** VOIDED ** |
| | | | | | LAW ENFORCEMENT PENSION | | | ** VOIDED ** |
| | | | | | LAW ENFORCEMENT SUPPLIES PAYROLL F | | | ** VOIDED ** |
| 04/20/2018 | MIF | 390(E)*# | | PAYROLL | LAW ENFORCEMENT SUPERVISORS WAGES | 701.000 | 226 | 5,473.22 |
| | | | | | LAW ENFORCEMENT FULL-TIME WAGES | 702.000 | 226 | 20,440.21 |
| | | | | | LAW ENFORCEMENT CLERICAL WAGES | 704.000 | 226 | 2,730.90 |
| | | | | | LAW ENFORCEMENT PART-TIME WAGES | 708.000 | 226 | 2,181.42 |
| | | | | | LAW ENFORCEMENT OVER-TIME WAGES | 711.000 | 226 | 842.39 |
| | | | | | LAW ENFORCEMENT FICA | 715.000 | 226 | 2,393.74 |
| | | | | | LAW ENFORCEMENT PENSION | 718.000 | 226 | 2,493.92 |
| | | | | | LAW ENFORCEMENT SUPPLIES PAYROLL F | 727.000 | 301 | 31.71 |
| | | | | CHECK MIF 390(E) TOTAL FOR F | | | | 36,587.51 |
| 04/26/2018 | MIF | 43547*# | 1114700 | APPLIED IMAGING | OFFICE & PD COPIER LEASES 4/22/18- | 727.000 | 301 | 21.97 |
| 04/26/2018 | MIF | 43551*# | TM05946124 0001 | METLIFE - GROUP BENEFITS | LIFE INSURANCE PREMIUMS FOR MAY 20 | 717.000 | 226 | 749.00 |
| 04/26/2018 | MIF | 43554 | 551-512272 | STATE OF MICHIGAN | SEX OFFENDER REGISTRATION MARCH 20 | 214.000 | 000 | 120.00 |

05/03/2018 02:36 PM

User: JEN

DB: Northfield

CHECK DISBURSEMENT REPORT FOR NORTHFIELD TOWNSHIP

Page 8/17

CHECK DATE FROM 04/10/2018 - 05/03/2018

Banks: MIF

| Check Date | Bank | Check # | Invoice | Payee | Description | Account | Dept | Amount |
|---|------|---------|--------------------|------------------------------|------------------------------------|---------|------|-----------|
| Fund: 207 LAW ENFORCEMENT FUND | | | | | | | | |
| 04/26/2018 | MIF | 43556 | 5004738848 | WELLS FARGO FINANCIAL LEASIN | PD PRINTER LEASES 4/8/18-5/7/18 | 972.000 | 301 | 196.30 |
| 04/26/2018 | MIF | 43557 | 54020031 | WEX BANK | PD FUEL CHARGES APRIL 2018 | 860.000 | 333 | 1,562.91 |
| 05/03/2018 | MIF | 43561* | 13178115907 | NEXTIVA INC. | PD & FD PHONES FEBRUARY 2018 | 850.000 | 301 | 716.32 |
| | | | 13583956555 | | PD & FD PHONES MARCH 2018 | 850.000 | 301 | 726.32 |
| | | | 14501146141 | | PD & FD PHONES MAY 2018 | 850.000 | 301 | 720.55 |
| CHECK MIF 43561 TOTAL FOR FU | | | | | | | | 2,163.19 |
| 05/03/2018 | MIF | 43564*# | XXXX XXXX XXXX 327 | PNC BANK | WAGNER 3/20-4/11/18: LIVESTREAM SU | 727.000 | 301 | 332.23 |
| | | | XXXX XXXX XXXX 327 | | WAGNER 3/20-4/11/18: LIVESTREAM SU | 807.000 | 301 | 200.00 |
| | | | XXXX XXXX XXXX 327 | | WAGNER 3/20-4/11/18: LIVESTREAM SU | 900.000 | 301 | 24.37 |
| | | | XXXX XXXX XXXX 327 | | WAGNER 3/20-4/11/18: LIVESTREAM SU | 972.000 | 301 | 25.98 |
| CHECK MIF 43564 TOTAL FOR FU | | | | | | | | 582.58 |
| Total for fund 207 LAW ENFORCEMENT FUND | | | | | | | | 67,843.39 |

05/03/2018 02:36 PM

User: JEN

DB: Northfield

CHECK DISBURSEMENT REPORT FOR NORTHFIELD TOWNSHIP

CHECK DATE FROM 04/10/2018 - 05/03/2018

Banks: MIF

Page 9/17

| Check Date | Bank | Check # | Invoice | Payee | Description | Account | Dept | Amount |
|-------------------------------|------|-----------|--------------------|-------------------------------|------------------------------------|---------|------|---------------|
| Fund: 216 MEDICAL RESCUE FUND | | | | | | | | |
| 04/12/2018 | MIF | 43485 | 2716-266774 | ADVANCE AUTO PARTS - FD | FD: CAR WASH, BRACKET, GROMMET, CA | 930.000 | 333 | 20.28 |
| | | | 2716-265752 | | FD: BACK-UP LAMP (SPECIAL ORDER), | 930.000 | 333 | 44.28 |
| | | | 2716-265764 | | FD: BATTERY-MARINE DEEP CYCLE & CO | 930.000 | 333 | 80.95 |
| | | | 2716-265764 | | FD: BATTERY-MARINE DEEP CYCLE & CO | 930.000 | 333 | (22.00) |
| | | | | CHECK MIF 43485 TOTAL FOR FU | | | | <u>123.51</u> |
| 04/12/2018 | MIF | 43490 | 97115 | APOLLO FIRE EQUIPMENT | TOWELETTES | 741.000 | 301 | 60.68 |
| 04/12/2018 | MIF | 43491*# | 1697020 | ARBOR SPRINGS WATER CO INC | FD - 2 - 5 GAL ARTESIAN WATER | 727.000 | 301 | 13.00 |
| 04/12/2018 | MIF | 43493*# | 0075124040118 | CHARTER COMMUNICATIONS | PEG STATION, PD & FD CABLE BOXES 4 | 850.000 | 301 | 14.00 |
| 04/12/2018 | MIF | 43495*# | 11234408801 | CONSTELLATION NEW ENERGY, IN | ELECTRIC SUPPLY 02/24/18-03/26/18 | 920.000 | 301 | 34.97 |
| 04/12/2018 | MIF | 43497 | 24073 | CREATIVE CARS INC | 2006 F550 SUPER DUTY BRAKE REPAIR | 930.000 | 333 | 1,422.97 |
| 04/12/2018 | MIF | 43504 | INV06173 | EMERGENT HEALTH PARTNERS | FIRE DISPATCHING SERVICES APRIL 20 | 820.000 | 301 | 900.82 |
| 04/12/2018 | MIF | 43513*# | 31870 | MICRO TECH SERVICES INC | FD ANTI-VIRUS MGMT 4/1/18-4/30/18 | 972.000 | 301 | 21.60 |
| 04/12/2018 | MIF | 43515 | 83505419 | MOORE MEDICAL LLC | NITRILE GLOVES, ABD COMBINE DRESSI | 727.000 | 301 | 100.82 |
| | | | 83426497 | | NITRILE GLOVES, SAM SPLINTS, CONCO | 727.000 | 301 | 163.77 |
| | | | | CHECK MIF 43515 TOTAL FOR FU | | | | <u>264.59</u> |
| 04/12/2018 | MIF | 43516*# | 7900 0440 8028 914 | NEOFUNDS BY NEOPOST | POSTAGE 3/15/18-4/11/18 | 851.000 | 301 | 13.82 |
| 04/12/2018 | MIF | 43517* | 14045081380 | NEXTIVA INC. | PD & FD PHONES | 850.000 | 301 | 300.00 |
| 04/12/2018 | MIF | 43518* | 712012088 | OCCUPATIONAL HEALTH CENTERS | PREPLACEMENT PHYSICAL: CLINANSMITH | 730.000 | 226 | 58.50 |
| 04/13/2018 | MIF | 388 (E) # | | PAYROLL | SALARIES-PART TIME | 708.000 | 226 | 164.25 |
| | | | | | SOCIAL SECURITY | 715.000 | 226 | 12.56 |
| | | | | | SUPPLIES | 727.000 | 301 | 18.22 |
| | | | | CHECK MIF 388 (E) TOTAL FOR F | | | | <u>195.03</u> |
| 04/18/2018 | MIF | 43535* | VR0000460859 | ADVANCED DISPOSAL | STATION 2 TRASH REMOVAL 4/1/18-6/3 | 930.000 | 301 | 53.76 |

05/03/2018 02:36 PM
User: JEN
DB: Northfield

CHECK DISBURSEMENT REPORT FOR NORTHFIELD TOWNSHIP
CHECK DATE FROM 04/10/2018 - 05/03/2018
Banks: MIF

Page 10/17

| Check Date | Bank | Check # | Invoice | Payee | Description | Account | Dept | Amount |
|-------------------------------|------|----------|--------------------|------------------------------|------------------------------------|---------|------|--------------|
| Fund: 216 MEDICAL RESCUE FUND | | | | | | | | |
| 04/18/2018 | MIF | 43538*# | 007011521710-0001 | BLUE CROSS BLUE SHIELD OF MI | SILVER PLAN PERMIUMS FOR MAY 2018 | 716.000 | 226 | 1,432.35 |
| 04/18/2018 | MIF | 43539* | 79450954 | DELL FINANCIAL SERVICES | PD RENTAL 4/26/18-5/25/18 | 972.000 | 301 | 318.63 |
| 04/18/2018 | MIF | 43540 | 83515596 | MOORE MEDICAL LLC | PRESTAN MANIKIN FAMILY W/ MON | 957.000 | 226 | 475.00 |
| 04/18/2018 | MIF | 43543 | 17947 | THE ACCUMED GROUP | FD BILLING SERVICE FEE MARCH 2018 | 818.000 | 301 | 238.70 |
| 04/18/2018 | MIF | 43544 | XXXX XXXX XXXX 485 | TRACTOR SUPPLY CREDIT PLAN | FD MAINT. SUPPLIES: BATTERY CHARGE | 930.000 | 301 | 247.95 |
| 04/18/2018 | MIF | 43545* | 9804917969 | VERIZON WIRELESS MESSAGING S | FD CELL SERVICE 3/8/18-4/7/18 | 850.000 | 301 | 168.70 |
| 04/18/2018 | MIF | 43546 | 53918910 | WEX BANK | FD FUEL CHARGES MARCH 2018 | 860.000 | 333 | 852.51 |
| 04/20/2018 | MIF | 389(E)*# | | PAYROLL | FIRE CHIEF WAGES | | | ** VOIDED ** |
| | | | | | FIRE PART-TIME WAGES | | | ** VOIDED ** |
| | | | | | FIRE ADMIN WAGES | | | ** VOIDED ** |
| | | | | | FIRE PAID ON CALL WAGES | | | ** VOIDED ** |
| | | | | | FIRE FICA | | | ** VOIDED ** |
| | | | | | FIRE PENSION | | | ** VOIDED ** |
| | | | | | FIRE TRAINING WAGES | | | ** VOIDED ** |
| | | | | | PAYROLL FEE | | | ** VOIDED ** |
| 04/20/2018 | MIF | 390(E)*# | | PAYROLL | FIRE CHIEF WAGES | 701.000 | 226 | 3,346.77 |
| | | | | | FIRE PART-TIME WAGES | 702.000 | 226 | 6,656.25 |
| | | | | | FIRE ADMIN WAGES | 705.000 | 226 | 143.98 |
| | | | | | FIRE PAID ON CALL WAGES | 708.000 | 226 | 1,152.07 |
| | | | | | FIRE FICA | 715.000 | 226 | 861.31 |
| | | | | | FIRE PENSION | 718.000 | 226 | 334.64 |
| | | | | | FIRE TRAINING WAGES | 958.000 | 226 | 111.00 |
| | | | | | PAYROLL FEE | 727.000 | 301 | 47.27 |
| | | | | CHECK MIF 390(E) TOTAL FOR F | | | | 12,653.29 |
| 04/26/2018 | MIF | 43549 | 7274 | BOB'S BODY SHOP | TRUCK R8-2: REPAIR TO LEFT CENTER | 930.000 | 333 | 332.50 |
| 04/26/2018 | MIF | 43550 | 0080645041318 | CHARTER COMMUNICATIONS | STATION 2 INTERNET 4/23/18-5/22/18 | 850.000 | 301 | 99.98 |
| 04/26/2018 | MIF | 43551*# | TM05946124 0001 | METLIFE - GROUP BENEFITS | LIFE INSURANCE PREMIUMS FOR MAY 20 | 717.000 | 226 | 83.13 |

05/03/2018 02:36 PM

User: JEN

DB: Northfield

CHECK DISBURSEMENT REPORT FOR NORTHFIELD TOWNSHIP

Page 11/17

CHECK DATE FROM 04/10/2018 - 05/03/2018

Banks: MIF

| Check Date | Bank | Check # | Invoice | Payee | Description | Account | Dept | Amount |
|-------------------------------|------|---------|--------------------|------------------------------|--|---------|------|-----------|
| Fund: 216 MEDICAL RESCUE FUND | | | | | | | | |
| 05/03/2018 | MIF | 43561* | 13178115907 | NEXTIVA INC. | PD & FD PHONES FEBRUARY 2018 | 850.000 | 301 | 290.00 |
| | | | 13583956555 | | PD & FD PHONES MARCH 2018 | 850.000 | 301 | 290.00 |
| | | | 14501146141 | | PD & FD PHONES MAY 2018 | 850.000 | 301 | 290.00 |
| | | | | CHECK MIF 43561 TOTAL FOR FU | | | | 870.00 |
| 05/03/2018 | MIF | 43564*# | XXXX XXXX XXXX 327 | PNC BANK | WAGNER 3/20-4/11/18: LIVESTREAM SU | 957.000 | 226 | 70.00 |
| | | | XXXX XXXX XXXX 327 | | WAGNER 3/20-4/11/18: LIVESTREAM SU | 727.000 | 301 | 171.97 |
| | | | XXXX XXXX XXXX 327 | | WAGNER 3/20-4/11/18: LIVESTREAM SU | 851.000 | 301 | 7.25 |
| | | | | CHECK MIF 43564 TOTAL FOR FU | | | | 249.22 |
| 05/03/2018 | MIF | 43567 | NTFD021518 | WASHTENAW-LIVINGSTON MEDICAL | MEDICAL FIRST RESPONDER FORMS | 727.000 | 301 | 73.00 |
| | | | | | Total for fund 216 MEDICAL RESCUE FUND | | | 21,572.21 |

05/03/2018 02:36 PM

User: JEN

DB: Northfield

CHECK DISBURSEMENT REPORT FOR NORTHFIELD TOWNSHIP

CHECK DATE FROM 04/10/2018 - 05/03/2018

Page 12/17

Banks: MIF

| Check Date | Bank | Check # | Invoice | Payee | Description | Account | Dept | Amount |
|---|------|---------|---------------|----------------------------|------------------------------------|---------|------|----------|
| Fund: 287 BUILDING DEPARTMENT FUND | | | | | | | | |
| 04/12/2018 | MIF | 43493*# | 0083748040118 | CHARTER COMMUNICATIONS | BLDG DEPT PHONE & PSB PHONES & INT | 850.000 | 301 | 39.99 |
| 04/26/2018 | MIF | 43548 | REFUND | ASHCROFT ELECTRIC, INC. | UNDERGROUND INSPECTION NOT NEEDED | 488.000 | 000 | 150.00 |
| 04/26/2018 | MIF | 43552 | REFUND | MOMENTUM CONSTRUCTION, LLC | PROJECT CANCELLED | 485.000 | 000 | 237.75 |
| 05/03/2018 | MIF | 43559 | INSPECTIONS | DINO BONA | ELECTRICAL INSPECTIONS FOR APRIL 2 | 725.000 | 301 | 360.00 |
| 05/03/2018 | MIF | 43560 | INSPECTIONS | LEONARD DONALD CZINSKI | HEATING & PLUMBING INSPECTIONS FOR | 725.000 | 301 | 765.00 |
| Total for fund 287 BUILDING DEPARTMENT FUND | | | | | | | | 1,552.74 |

05/03/2018 02:36 PM

User: JEN

DB: Northfield

CHECK DISBURSEMENT REPORT FOR NORTHFIELD TOWNSHIP

CHECK DATE FROM 04/10/2018 - 05/03/2018

Page 13/17

Banks: MIF

| Check Date | Bank | Check # | Invoice | Payee | Description | Account | Dept | Amount |
|--|------|---------|--------------------|----------------|-------------------------------|---------|------|--------|
| Fund: 369 BLDG AUTH DEBT FUND | | | | | | | | |
| 05/03/2018 | MIF | 43566* | OBLIGATION 6057274 | PNC BANK, N.A. | OBLIGOR 34637817 INTEREST DUE | 987.000 | 905 | 18.28 |
| Total for fund 369 BLDG AUTH DEBT FUND | | | | | | | | 18.28 |

CHECK DISBURSEMENT REPORT FOR NORTHFIELD TOWNSHIP

CHECK DATE FROM 04/10/2018 - 05/03/2018

Banks: MIF

| Check Date | Bank | Check # | Invoice | Payee | Description | Account | Dept | Amount |
|---|------|---------|--------------------|------------------------------|------------------------------------|---------|------|----------|
| Fund: 370 PUBLIC SAFETY BLDG DEBT FD | | | | | | | | |
| 04/12/2018 | MIF | 43489 | 2689 | ALISON MECHANICAL | REPAIRED BROKEN HYDRONIC COIL | 930.000 | 301 | 250.00 |
| 04/12/2018 | MIF | 43493*# | 0083748040118 | CHARTER COMMUNICATIONS | BLDG DEPT PHONE & PSB PHONES & INT | 850.000 | 301 | 229.94 |
| 04/12/2018 | MIF | 43495*# | 11234408801 | CONSTELLATION NEW ENERGY, IN | ELECTRIC SUPPLY 02/24/18-03/26/18 | 920.000 | 301 | 1,028.12 |
| 04/12/2018 | MIF | 43501 | 27833 | DETROIT AUTOMATIC SPRINKLER | SERVICE FIRE PROTECTION: CLEANED A | 930.000 | 301 | 1,823.00 |
| 04/12/2018 | MIF | 43513*# | 31838 | MICRO TECH SERVICES INC | APC BY SCHNEIDER ELECTRIC SMART-UP | 930.000 | 301 | 657.57 |
| 04/12/2018 | MIF | 43522 | 0531 | PURE WINDOW WASHING | PSB ENTRANCEWAY WINDOWS 3/26/18 | 930.000 | 301 | 10.00 |
| | | | 0620 | | PSB ENTRANCEWAY WINDOWS 4/10/18 | 930.000 | 301 | 10.00 |
| | | | | CHECK MIF 43522 TOTAL FOR FU | | | | 20.00 |
| 04/18/2018 | MIF | 43535* | VR0000460870 | ADVANCED DISPOSAL | PSB TRASH REMOVAL 4/1/18-6/30/18 | 818.000 | 301 | 138.36 |
| 04/18/2018 | MIF | 43536 | 230654 | ALLSTAR ALARM LLC | PSB CENTRAL MONITORING 5/1/18-7/31 | 818.000 | 301 | 261.00 |
| | | | 229246 | | PSB BASE SERVICE FEE | 930.000 | 301 | 25.00 |
| | | | | CHECK MIF 43536 TOTAL FOR FU | | | | 286.00 |
| 05/03/2018 | MIF | 43566* | OBLIGATION 6057261 | PNC BANK, N.A. | OBLIGOR 34637817 INTEREST DUE | 994.000 | 905 | 16.32 |
| Total for fund 370 PUBLIC SAFETY BLDG DEBT FD | | | | | | | | 4,449.31 |

CHECK DISBURSEMENT REPORT FOR NORTHFIELD TOWNSHIP

CHECK DATE FROM 04/10/2018 - 05/03/2018

Banks: MIF

| Check Date | Bank | Check # | Invoice | Payee | Description | Account | Dept | Amount |
|-------------------------------------|------|---------|----------------|------------------------------|------------------------------------|---------|------|-----------|
| Fund: 571 WASTEWATER TREATMENT FUND | | | | | | | | |
| 04/12/2018 | MIF | 43487 | 2716-266840 | ADVANCE AUTO PARTS - WWTP | BATTERY & CORE RETURN | 819.000 | 301 | 111.10 |
| | | | 2716-266840 | | BATTERY & CORE RETURN | 819.000 | 301 | (22.00) |
| | | | 2716-266505 | | V BELT-INDUSTRIAL - SPECIAL ORDER | 819.000 | 301 | 8.39 |
| | | | 2716-266850 | | CABLE BOOSTER CUSTOMER NO: 352920 | 930.000 | 301 | 65.99 |
| | | | 2716-266979 | | OIL FLEX SPOUT CUSTOMER NO: 35292 | 930.000 | 301 | 5.24 |
| | | | | CHECK MIF 43487 TOTAL FOR FU | | | | 168.72 |
| 04/12/2018 | MIF | 43488*# | VR0000463594 | ADVANCED DISPOSAL | WWTP TRASH REMOVAL 4/1/18-6/30/18 | 920.000 | 301 | 231.12 |
| 04/12/2018 | MIF | 43491*# | 1697016 | ARBOR SPRINGS WATER CO INC | 10 - 5 GAL ARTESIAN WATER | 920.000 | 301 | 62.50 |
| 04/12/2018 | MIF | 43492 | 0318-101579 | BRIGHTON ANALYTICAL ASSOCIAT | SELENIUM | 817.000 | 301 | 15.00 |
| 04/12/2018 | MIF | 43494 | 209757 | CHEMCO PRODUCTS INC | 15 - 55# BAGS P-504 | 740.000 | 301 | 3,118.50 |
| 04/12/2018 | MIF | 43495*# | 11234408801 | CONSTELLATION NEW ENERGY, IN | ELECTRIC SUPPLY 02/24/18-03/26/18 | 920.000 | 301 | 3,645.59 |
| 04/12/2018 | MIF | 43496 | 1000 1171 6543 | CONSUMERS ENERGY | 11500 LEMEN RD #B 2/23/18-3/23/18 | 920.000 | 301 | 58.03 |
| | | | 1000 0950 4588 | | 7647 EDMUND ST. 2/24/18-3/23/18 | 920.000 | 301 | 59.17 |
| | | | | CHECK MIF 43496 TOTAL FOR FU | | | | 117.20 |
| 04/12/2018 | MIF | 43503 | 272945 | ELHORN ENGINEERING CO. | EL-CHLOR 5/GAL CARBOY, DEPOSIT ON | 740.000 | 301 | 260.00 |
| 04/12/2018 | MIF | 43505 | S102557375.001 | ETNA SUPPLY CO | PVC PIPES AND REPAIR CLAMP | 819.000 | 301 | 728.54 |
| | | | S102557375.002 | | 2 EXTENDED RANGE COUPLING W/STD B& | 819.000 | 301 | 454.00 |
| | | | | CHECK MIF 43505 TOTAL FOR FU | | | | 1,182.54 |
| 04/12/2018 | MIF | 43520 | 9336797037 | PERSONNEL CONCEPTS | MI PUBLIC ACCOM, COMPLIANCE KIT & | 930.000 | 301 | 329.84 |
| 04/12/2018 | MIF | 43521 | MULTIPLE | PETER'S HARDWARE HAMBURG - W | ACCT 500026 CHARGES FOR MARCH 2018 | 930.000 | 301 | 124.95 |
| 04/12/2018 | MIF | 43523 | 12091703 | QUALITY ASSURANCE SERV LLC | ANNUAL SERVICE AND CALIBRATION OF | 817.000 | 301 | 270.00 |
| 04/12/2018 | MIF | 43524 | 038-18 | RUSSELL J. SPEIGELBERG | DIGGING UP SEWER MAIN, REMOVING SP | 819.000 | 301 | 2,450.00 |
| 04/12/2018 | MIF | 43526 | 51289352 | TETRA TECH INC | SAW GRANT - CONDITION ASSESSMENT | 929.000 | 301 | 2,017.42 |
| | | | 51289351 | | UPDATE OF WW COST OF SERVICE "SMAR | 929.000 | 301 | 8,500.00 |
| | | | | CHECK MIF 43526 TOTAL FOR FU | | | | 10,517.42 |

CHECK DISBURSEMENT REPORT FOR NORTHFIELD TOWNSHIP

CHECK DATE FROM 04/10/2018 - 05/03/2018

Banks: MIF

| Check Date | Bank | Check # | Invoice | Payee | Description | Account | Dept | Amount |
|-------------------------------------|------|----------|-------------------|------------------------------|------------------------------------|---------|------|--------------|
| Fund: 571 WASTEWATER TREATMENT FUND | | | | | | | | |
| 04/12/2018 | MIF | 43528*# | 354178097 | U.S. BANK EQUIPMENT FINANCE | OFFICE, PD, WWTP & COM CTR COPIER | 940.000 | 301 | 131.23 |
| 04/12/2018 | MIF | 43530# | 03/27/18 | US BANK, N.A. | 2004B LGLP-SRS-NORTHFIELD TWP#5 | 302.000 | 000 | 45,000.00 |
| | | | 03/27/18 | | 2004B LGLP-SRS-NORTHFIELD TWP#5 | 989.000 | 528 | 5,259.38 |
| | | | | CHECK MIF 43530 TOTAL FOR FU | | | | 50,259.38 |
| 04/12/2018 | MIF | 43531 | 534660 | USA BLUE BOOK | MOSQUITO & FILTER FLY FORMULA | 740.000 | 301 | 1,137.50 |
| | | | 522352 | | ROLLER ASSEMBLY, REPLACEMENT TUBIN | 930.000 | 301 | 281.45 |
| | | | | CHECK MIF 43531 TOTAL FOR FU | | | | 1,418.95 |
| 04/18/2018 | MIF | 43537*# | 007011521710-0002 | BLUE CROSS BLUE SHIELD OF MI | BRONZE PLAN PREMIUMS FOR MAY 2018 | 716.000 | 226 | 5,210.26 |
| 04/18/2018 | MIF | 43538*# | 007011521710-0001 | BLUE CROSS BLUE SHIELD OF MI | SILVER PLAN PERMIUMS FOR MAY 2018 | 716.000 | 226 | 1,324.88 |
| 04/20/2018 | MIF | 389(E)*# | | PAYROLL | SEWER SUPERINTENDENT WAGES | | | ** VOIDED ** |
| | | | | | SEWER FULL-TIME WAGES | | | ** VOIDED ** |
| | | | | | SEWER FICA | | | ** VOIDED ** |
| | | | | | SEWER PENSION | | | ** VOIDED ** |
| | | | | | SEWER PAYROLL FEE | | | ** VOIDED ** |
| | | | | | SEWER COMMUNICATION PAY | | | ** VOIDED ** |
| 04/20/2018 | MIF | 390(E)*# | | PAYROLL | SEWER SUPERINTENDENT WAGES | 701.000 | 226 | 2,495.77 |
| | | | | | SEWER FULL-TIME WAGES | 702.000 | 226 | 7,117.38 |
| | | | | | SEWER FICA | 715.000 | 226 | 744.98 |
| | | | | | SEWER PENSION | 718.000 | 226 | 908.66 |
| | | | | | SEWER PAYROLL FEE | 727.000 | 301 | 12.57 |
| | | | | | SEWER COMMUNICATION PAY | 850.000 | 301 | 175.00 |
| | | | | CHECK MIF 390(E) TOTAL FOR F | | | | 11,454.36 |
| 04/26/2018 | MIF | 43551*# | TM05946124 0001 | METLIFE - GROUP BENEFITS | LIFE INSURANCE PREMIUMS FOR MAY 20 | 717.000 | 226 | 261.80 |
| 05/03/2018 | MIF | 43558*# | 1116079 | APPLIED IMAGING | WWTP & COM CTR COPIER MAINT AGREEM | 727.000 | 301 | 14.50 |
| 05/03/2018 | MIF | 43562 | MULTIPLE | PETER'S HARDWARE HAMBURG - W | WWTP INVOICES 4/16/18-4/24/18: NOZ | 930.000 | 301 | 98.06 |

05/03/2018 02:36 PM

User: JEN

DB: Northfield

CHECK DISBURSEMENT REPORT FOR NORTHFIELD TOWNSHIP

CHECK DATE FROM 04/10/2018 - 05/03/2018

Page 17/17

Banks: MIF

| Check Date | Bank | Check # | Invoice | Payee | Description | Account | Dept | Amount |
|-------------------------------------|------|---------|--------------------|------------------------------|--|---------|------|------------|
| Fund: 571 WASTEWATER TREATMENT FUND | | | | | | | | |
| 05/03/2018 | MIF | 43563 | XXXX XXXX XXXX 588 | PNC BANK | WILLIS CHARGES 3/23-4/17/18: BARN | 727.000 | 301 | 15.69 |
| | | | XXXX XXXX XXXX 588 | | WILLIS CHARGES 3/23-4/17/18: BARN | 740.000 | 301 | 199.00 |
| | | | XXXX XXXX XXXX 588 | | WILLIS CHARGES 3/23-4/17/18: BARN | 741.000 | 301 | 570.95 |
| | | | XXXX XXXX XXXX 588 | | WILLIS CHARGES 3/23-4/17/18: BARN | 819.000 | 301 | 24.90 |
| | | | XXXX XXXX XXXX 588 | | WILLIS CHARGES 3/23-4/17/18: BARN | 930.000 | 301 | (11.95) |
| | | | | CHECK MIF 43563 TOTAL FOR FU | | | | 798.59 |
| | | | | TOTAL - ALL FUNDS | Total for fund 571 WASTEWATER TREATMENT FUND | | | 93,465.39 |
| | | | | | | | | 237,920.11 |

'*'-INDICATES CHECK DISTRIBUTED TO MORE THAN ONE FUND

'#'-INDICATES CHECK DISTRIBUTED TO MORE THAN ONE DEPARTMENT

MEMO

To: Northfield Township Board

From: Lenore Zelenock, Land Preservation Committee (LPC)
Township Board Representative

Date: 05/02/18

Re: Land Preservation Committee (LPC) Update

The next Land Preservation Committee (LPC) meeting is Thursday, May 10th. The LPC meetings are on the 2nd Thursday of the month at 7:00 PM at the Public Safety Building.

The LPC members are working on creating a postcard on the benefits of land preservation.

As requested by the Township Board members, the Land Preservation Committee's Facebook Page has been removed.

**Northfield Township
Financial Report
Month Ending, April 30, 2018**

This report is a summary of the Township's investments and checking accounts at the end of April 30, 2018. The four CDs which matured in April have been reinvested in CDs during the month of April and will be shown on the May report. One of the CDs for MIF was invested in a three month CD. After speaking with Chief, he said that we could invest in a six month CD. So the other MIF CD was invested for six months. The two WWTP CDs were invested in six month CDs.

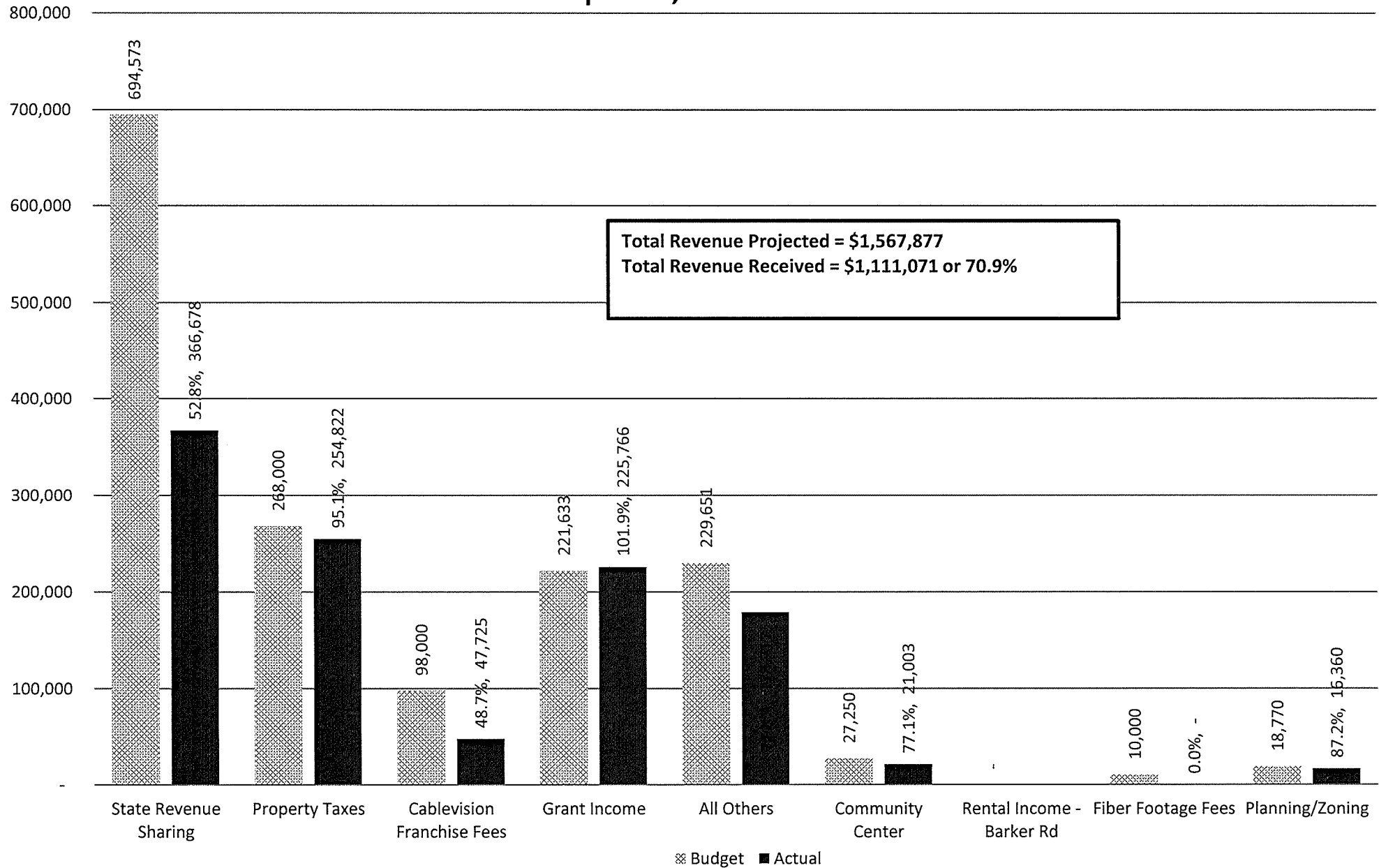
| Type | Fund/Account | Issuer | Value | Interest Rate | Purchase Date | Maturity Date | Accrued Interest | Interest Income |
|---------------------------------------|-------------------------|-------------------|-----------------------|---------------|---------------|---------------|----------------------|-----------------|
| CD | WWTP | Morgan Stanley* | 28,056.20 | Zero Coupon | 6/16/2009 | 5/20/2019 | 10,268.22 | |
| CD | WWTP | Morgan Stanley* | 250,000.00 | 1.60% | 1/8/2018 | 7/11/2018 | 865.75 | |
| CD | WWTP | Morgan Stanley* | 250,000.00 | 1.45% | 1/11/2018 | 4/17/2018 | 725.00 | |
| CD | WWTP | Morgan Stanley* | <u>22,000.00</u> | 1.25% | 9/28/2017 | 4/4/2018 | 134.10 | |
| Total WWTP | | | \$550,056.20 | | | | \$11,993.07 | \$0.00 |
| CD | MIF (Fire Truck) | Morgan Stanley* | \$250,000.00 | 1.25% | 9/28/2017 | 4/4/2018 | 1,523.97 | |
| CD | MIF (Fire Truck) | Morgan Stanley* | <u>\$228,000.00</u> | 1.25% | 9/28/2017 | 4/4/2018 | 1,389.86 | |
| Total MIF | | | \$478,000.00 | | | | 2,913.83 | |
| Total Investments | | | \$1,028,056.20 | | | | \$14,906.90 | \$0.00 |
| | | | | | | | 2018 | Month |
| | | | | | | | Interest Paid | Interest |
| Checking | MIF | 1st National Bank | \$4,166,529.40 | 0.15% | | | <u>\$2,060.88</u> | <u>\$497.71</u> |
| Checking | Federal Drug Forfeiture | 1st National Bank | 234,102.77 | | | | | |
| Checking | Police Narcotics | 1st National Bank | 134,502.49 | | | | | |
| Checking | Trust & Agency | 1st National Bank | 52,941.66 | | | | | |
| Checking | Health Account | 1st National Bank | 4,453.77 | | | | | |
| Checking | Payroll | 1st National Bank | 17,844.51 | | | | | |
| Checking | Tax Account | 1st National Bank | <u>3,458.75</u> | | | | | |
| Total Checking | | | \$4,613,833.35 | | | | \$2,060.88 | \$497.71 |
| Total Investments and Checking | | | \$5,641,889.55 | | | | \$16,967.78 | \$497.71 |

* Please note the Morgan Stanley Numbers are from March 2018. At the time of the report, the April numbers were not available.

This report is intended to satisfy the reporting requirements as established under Public Act 20 of 1943 as amended.

5/3/2018
Submitted by: Lenore Zelenock, Treasurer

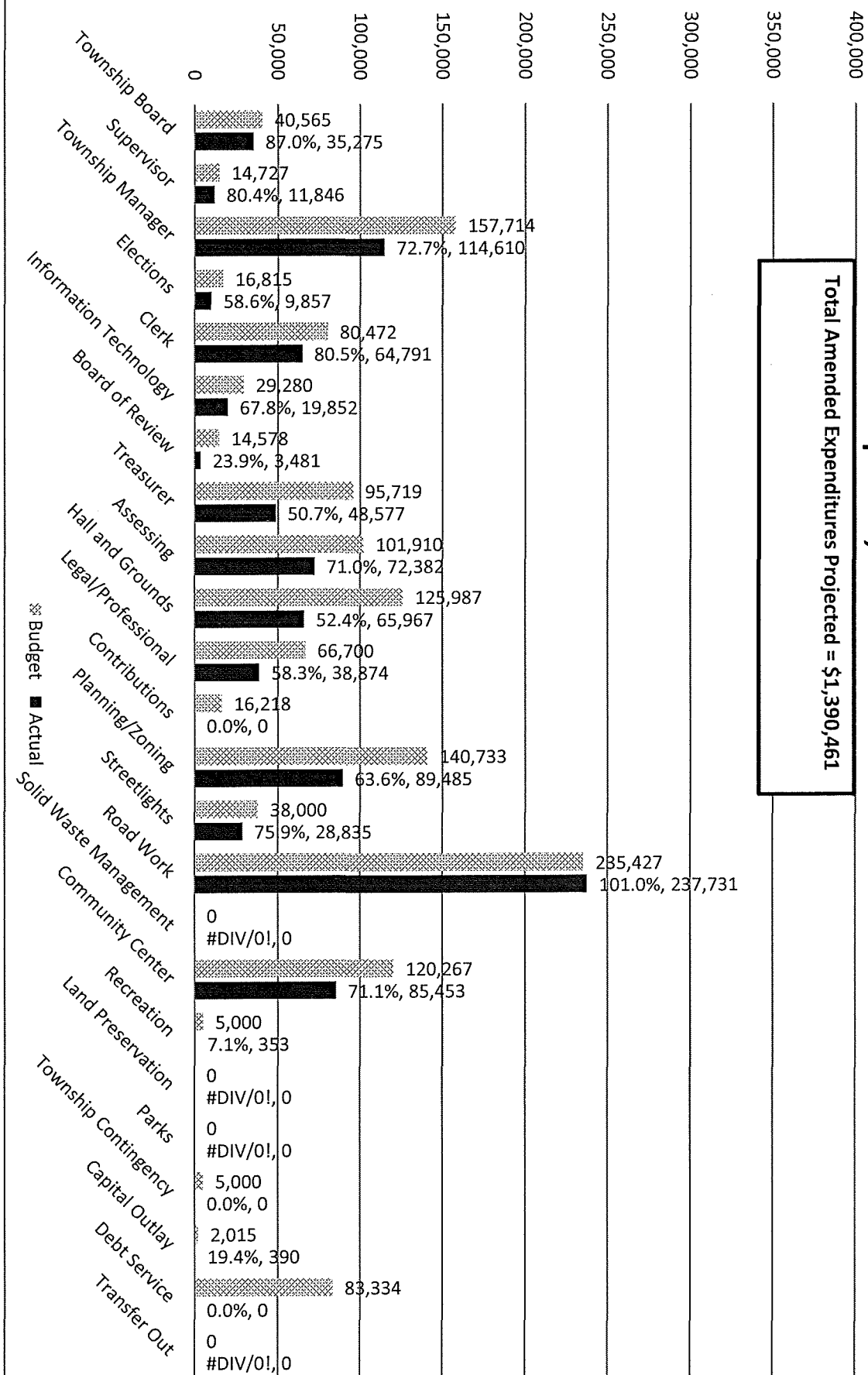
NORTHFIELD TOWNSHIP GENERAL FUND Revenues Projected vs. Received April 30, 2018 YTD

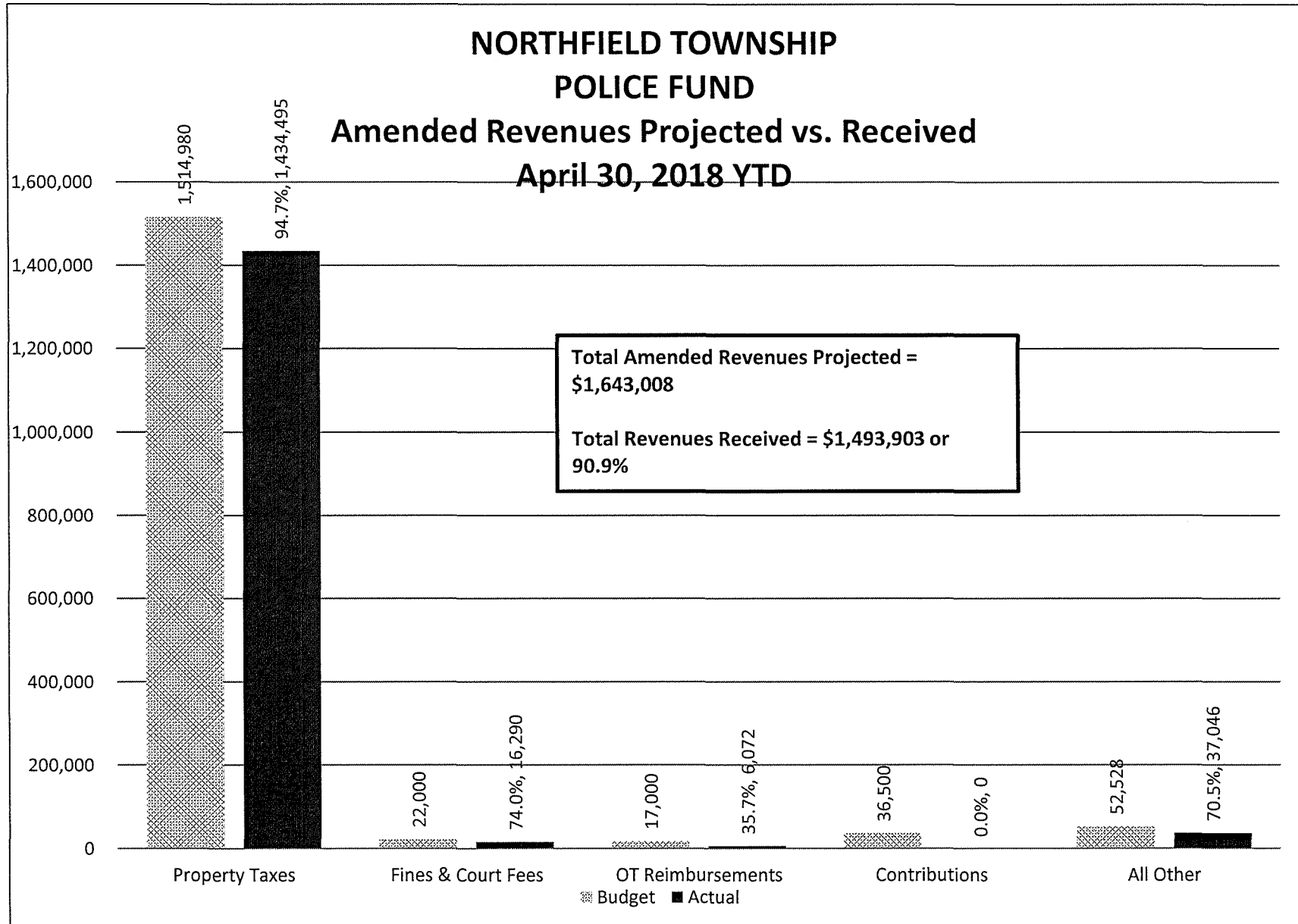


NORTHFIELD TOWNSHIP GENERAL FUND

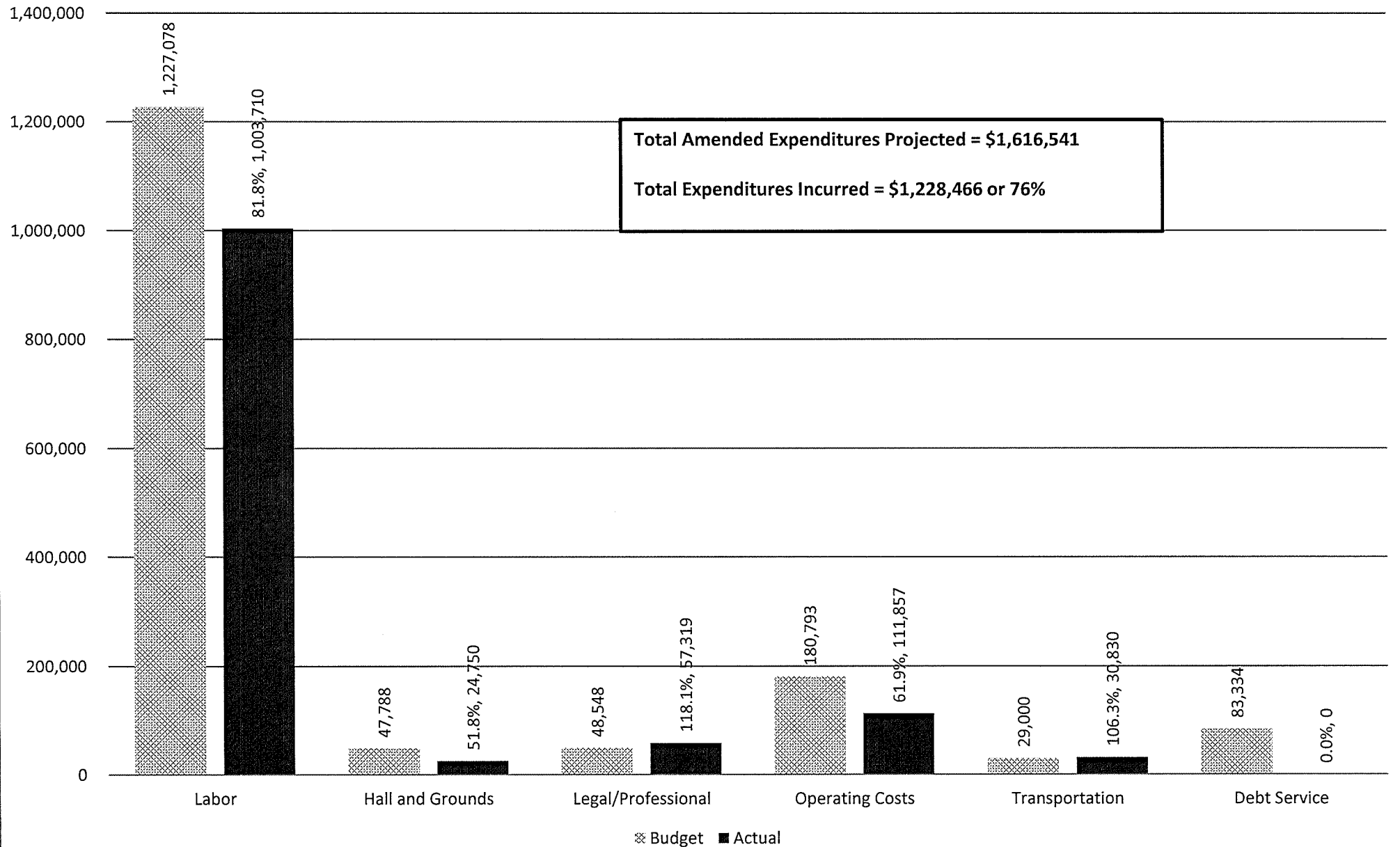
Amended Expenditures Projected vs. Incurred April 30, 2018 YTD

Total Amended Expenditures Projected = \$1,390,461

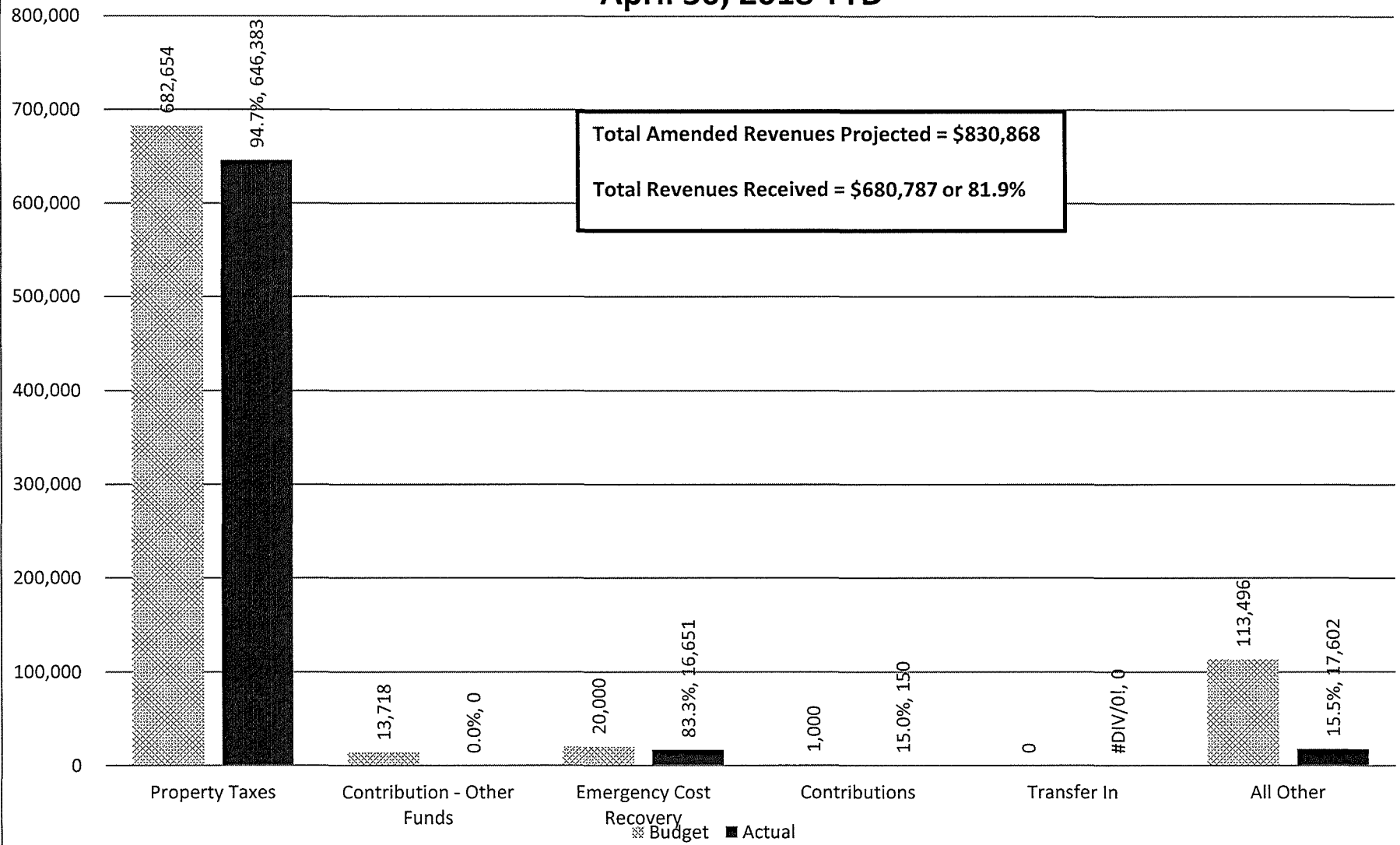




NORTHFIELD TOWNSHIP POLICE FUND Amended Expenditures Projected vs. Incurred April 30, 2018 YTD



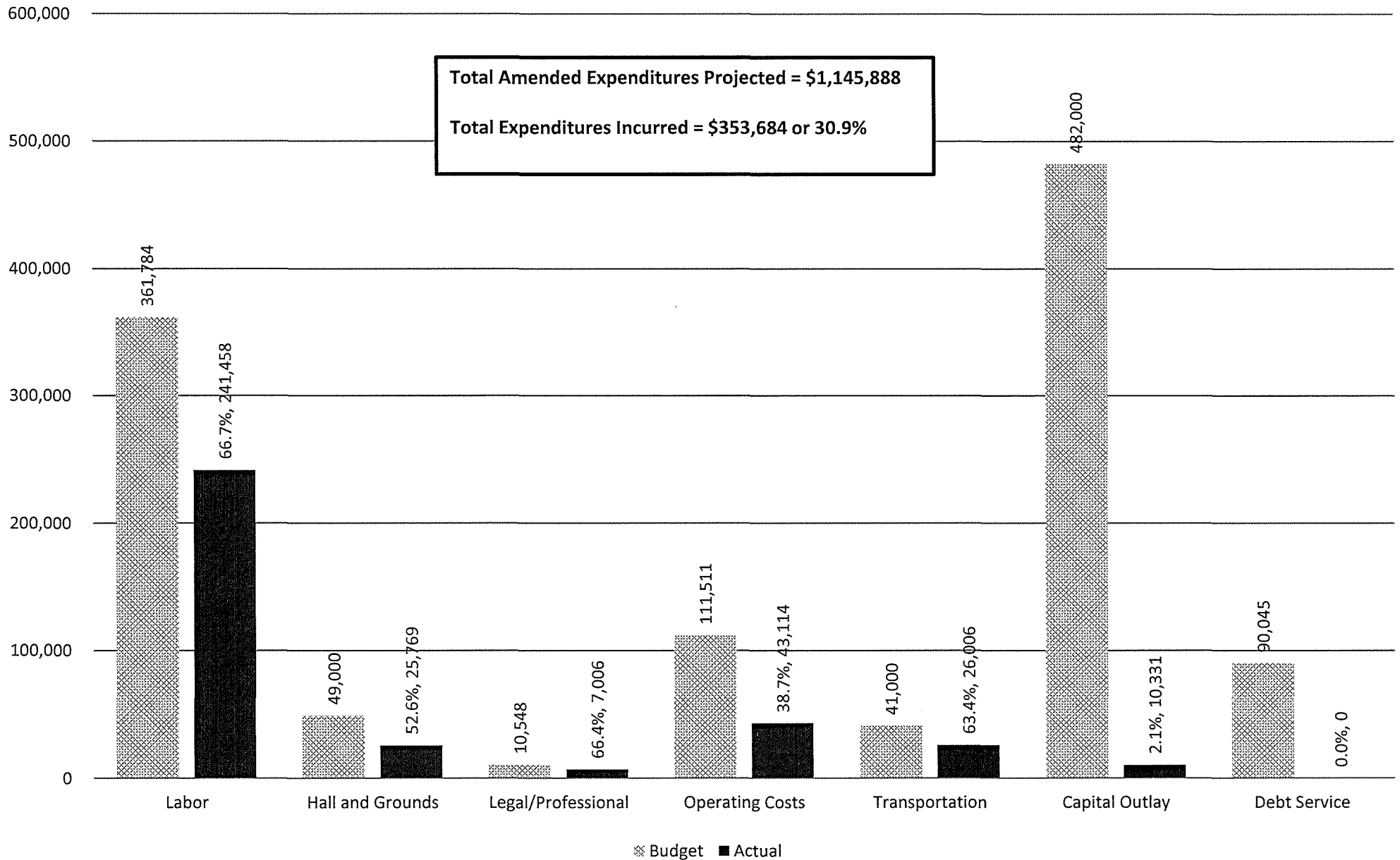
NORTHFIELD TOWNSHIP FIRE/MEDICAL RESCUE FUND Amended Revenues Projected vs. Received April 30, 2018 YTD



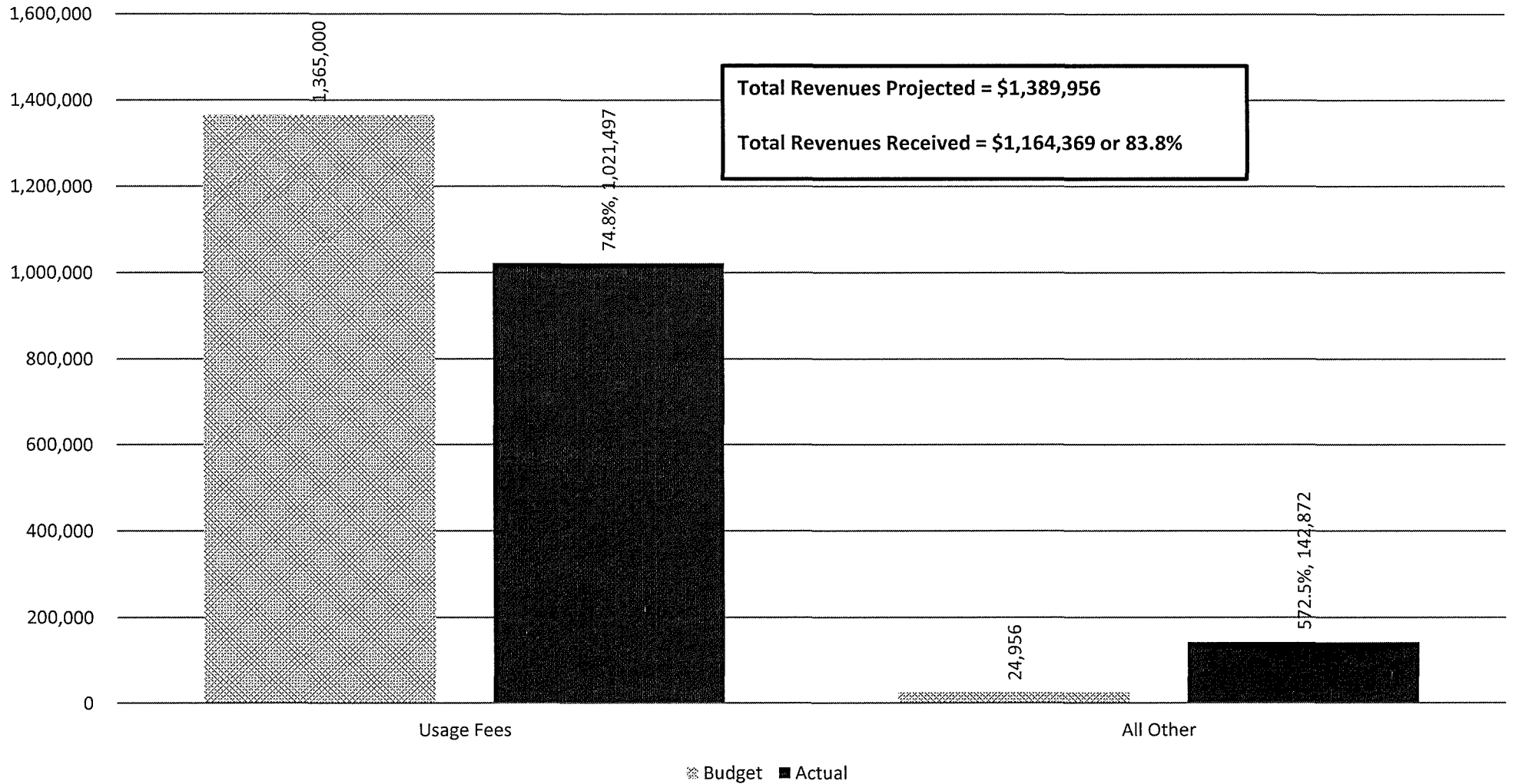
NORTHFIELD TOWNSHIP FIRE/MEDICAL RESCUE FUND Amended Expenditures Projected vs. Incurred April 30, 2018 YTD

Total Amended Expenditures Projected = \$1,145,888

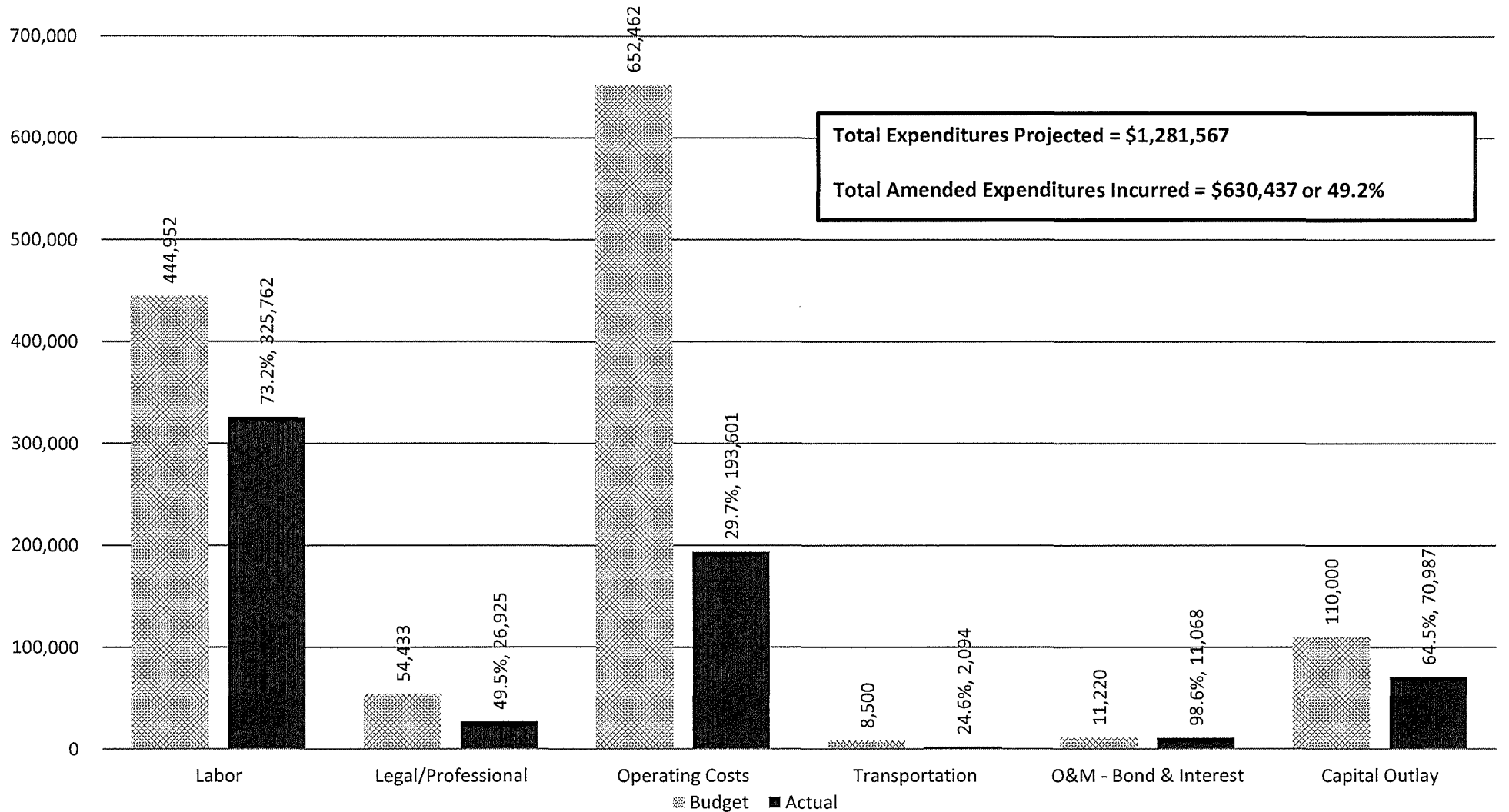
Total Expenditures Incurred = \$353,684 or 30.9%



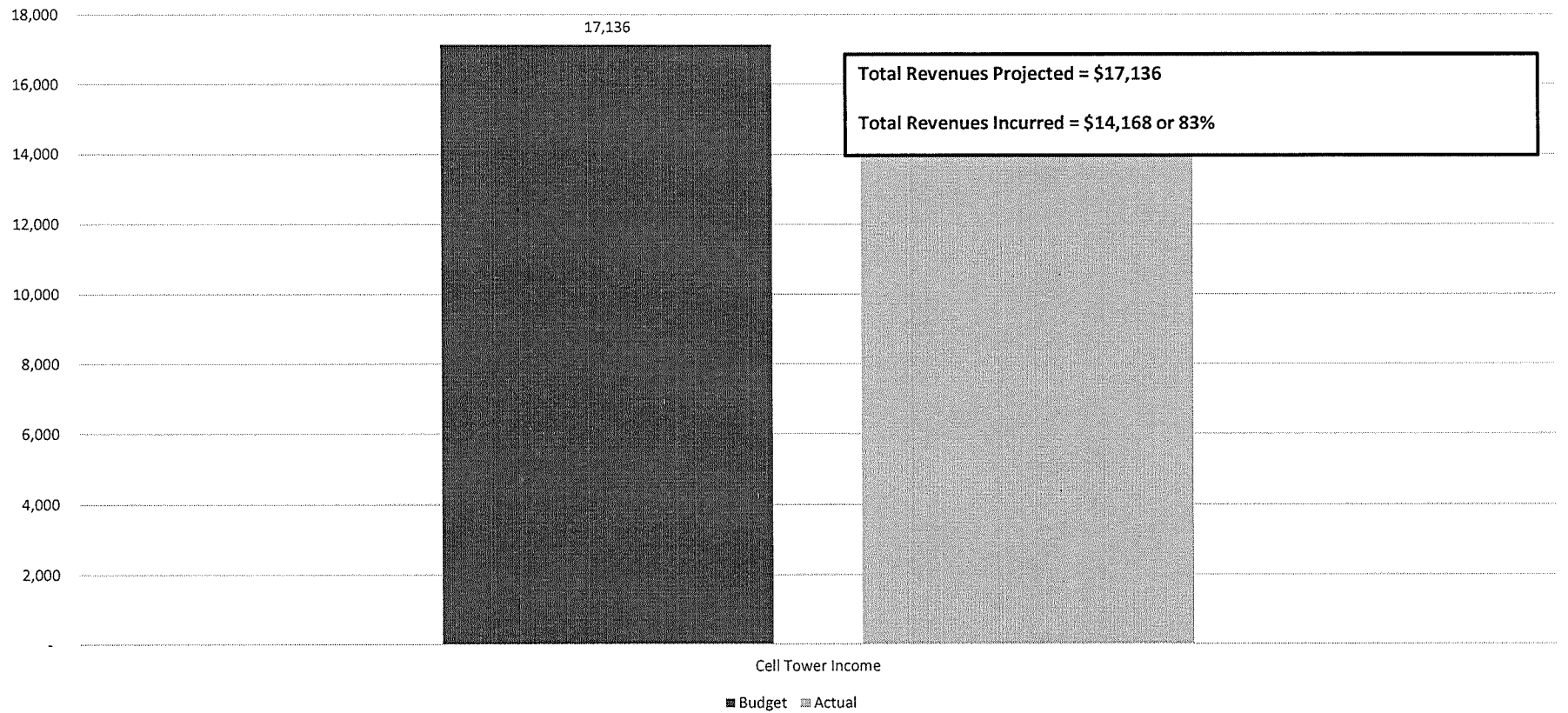
NORTHFIELD TOWNSHIP WWTP FUND Revenues Projected vs. Received April 30, 2018 YTD



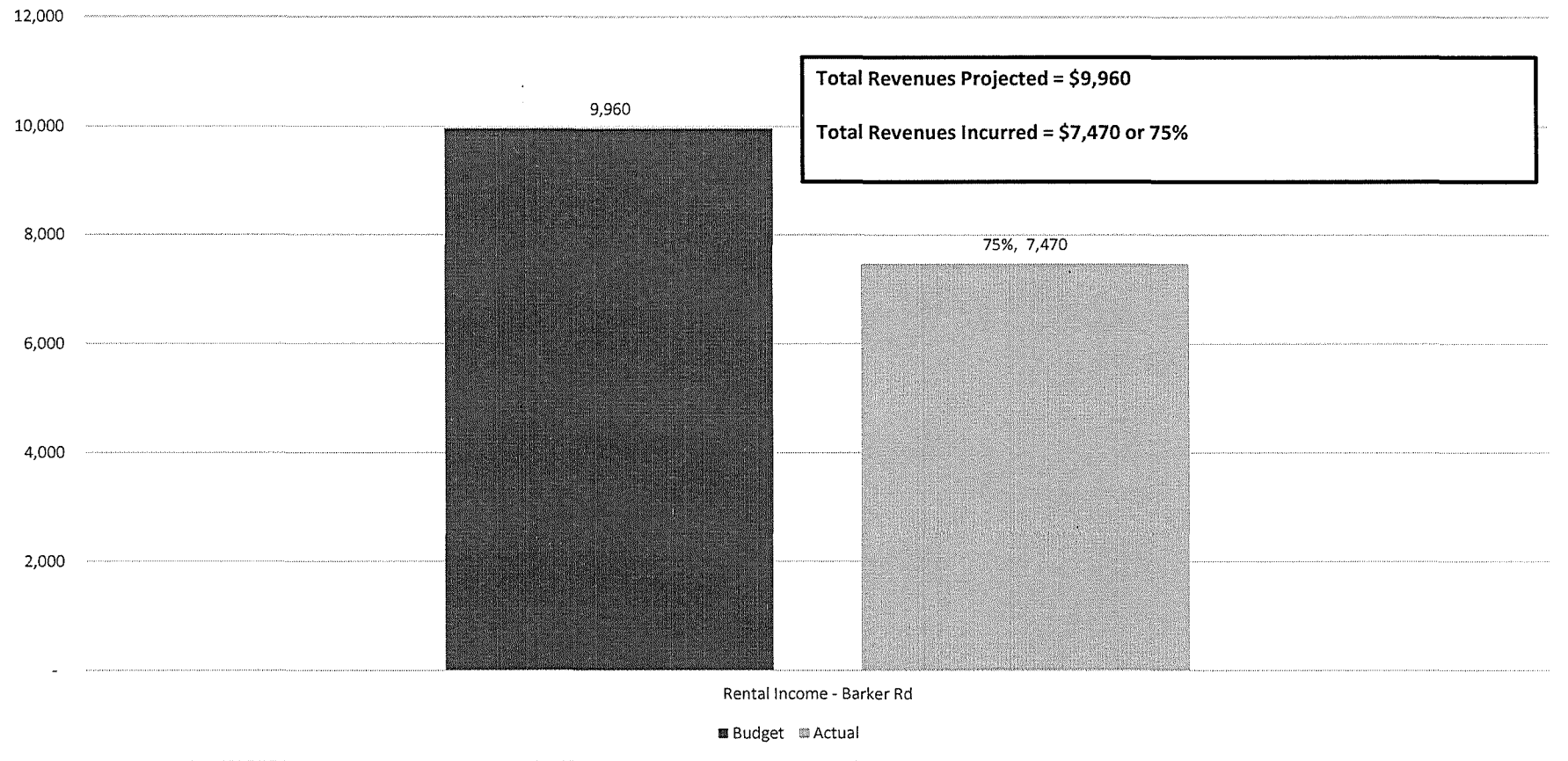
NORTHFIELD TOWNSHIP **WWTP FUND** **Amended Expenditures Projected vs. Incurred** **April 30, 2018 YTD**



**Northfield Township
Fire Station # 2 Fund
Amended Revenues Projected vs. Incurred
April 30, 2018**



**Northfield Township
Rental Property Fund
Amended Revenues Projected vs. Incurred
April 30, 2018**



GENERAL FUND

April, 2018

Revenues

| | Budget | Actual | % of Budget Used |
|----------------------------|-------------------------------|------------------|------------------------|
| State Revenue Sharing | 694,573 | 366,678 | 52.8% |
| Property Taxes | 268,000 | 254,822 | 95.1% |
| Cablevision Franchise Fees | 98,000 | 47,725 | 48.7% |
| Grant Income | 221,633 | 225,766 | 101.9% |
| All Others | 229,651 | 178,717 | 77.8% |
| Community Center | 27,250 | 21,003 | 77.1% |
| Rental Income - Barker Rd | MOVED TO RENTAL PROPERTY FUND | | |
| Fiber Footage Fees | 10,000 | - | 0.0% |
| Planning/Zoning | 18,770 | 16,360 | 87.2% |
| | <u>1,567,877</u> | <u>1,111,071</u> | <u>70.9%</u> |

Expenditures

| | Budget | Actual | |
|------------------------|------------------|----------------|--------------|
| Township Board | 40,565 | 35,275 | 87.0% |
| Supervisor | 14,727 | 11,846 | 80.4% |
| Township Manager | 157,714 | 114,610 | 72.7% |
| Elections | 16,815 | 9,857 | 58.6% |
| Clerk | 80,472 | 64,791 | 80.5% |
| Information Technology | 29,280 | 19,852 | 67.8% |
| Board of Review | 14,578 | 3,481 | 23.9% |
| Treasurer | 95,719 | 48,577 | 50.7% |
| Assessing | 101,910 | 72,382 | 71.0% |
| Hall and Grounds | 125,987 | 65,967 | 52.4% |
| Legal/Professional | 66,700 | 38,874 | 58.3% |
| Contributions | 16,218 | 0 | 0.0% |
| Planning/Zoning | 140,733 | 89,485 | 63.6% |
| Streetlights | 38,000 | 28,835 | 75.9% |
| Road Work | 235,427 | 237,731 | 101.0% |
| Solid Waste Management | 0 | 0 | #DIV/0! |
| Community Center | 120,267 | 85,453 | 71.1% |
| Recreation | 5,000 | 353 | 7.1% |
| Land Preservation | 0 | 0 | #DIV/0! |
| Parks | 0 | 0 | #DIV/0! |
| Township Contingency | 5,000 | 0 | 0.0% |
| Capital Outlay | 2,015 | 390 | 19.4% |
| Debt Service | 83,334 | 0 | 0.0% |
| Transfer Out | 0 | 0 | #DIV/0! |
| | <u>1,390,461</u> | <u>927,760</u> | <u>66.7%</u> |

LAW FUND**Revenues**

| | Budget | Actual | % of Budget Used |
|--------------------|-----------|-----------|------------------------|
| Property Taxes | 1,514,980 | 1,434,495 | 94.7% |
| Fines & Court Fees | 22,000 | 16,290 | 74.0% |
| OT Reimbursements | 17,000 | 6,072 | 35.7% |
| Contributions | 36,500 | 0 | 0.0% |
| All Other | 52,528 | 37,046 | 70.5% |
| | 1,643,008 | 1,493,903 | 90.9% |

Expenditures

| | Budget | Actual | |
|--------------------|-----------|-----------|--------|
| Labor | 1,227,078 | 1,003,710 | 81.8% |
| Hall and Grounds | 47,788 | 24,750 | 51.8% |
| Legal/Professional | 48,548 | 57,319 | 118.1% |
| Operating Costs | 180,793 | 111,857 | 61.9% |
| Transportation | 29,000 | 30,830 | 106.3% |
| Debt Service | 83,334 | 0 | 0.0% |
| | 1,616,541 | 1,228,466 | 76.0% |

FIRE FUND**Revenues**

| | Budget | Actual | % of Budget Used |
|----------------------------|---------|---------|------------------------|
| Property Taxes | 682,654 | 646,383 | 94.7% |
| Contribution - Other Funds | 13,718 | 0 | 0.0% |
| Emergency Cost Recovery | 20,000 | 16,651 | 83.3% |
| Contributions | 1,000 | 150 | 15.0% |
| Transfer In | 0 | 0 | #DIV/0! |
| All Other | 113,496 | 17,602 | 15.5% |
| | 830,868 | 680,787 | 81.9% |

Expenditures

| | Budget | Actual | |
|--------------------|-----------|---------|-------|
| Labor | 361,784 | 241,458 | 66.7% |
| Hall and Grounds | 49,000 | 25,769 | 52.6% |
| Legal/Professional | 10,548 | 7,006 | 66.4% |
| Operating Costs | 111,511 | 43,114 | 38.7% |
| Transportation | 41,000 | 26,006 | 63.4% |
| Capital Outlay | 482,000 | 10,331 | 2.1% |
| Debt Service | 90,045 | 0 | 0.0% |
| | 1,145,888 | 353,684 | 30.9% |

WWTP FUND**Revenues**

| | Budget | Actual | % of Budget Used |
|------------|-----------|-----------|------------------------|
| Usage Fees | 1,365,000 | 1,021,497 | 74.8% |
| All Other | 24,956 | 142,872 | 572.5% |
| | 1,389,956 | 1,164,369 | 83.8% |

Expenditures

| | Budget | Actual | |
|-----------------------|-----------|---------|-------|
| Labor | 444,952 | 325,762 | 73.2% |
| Legal/Professional | 54,433 | 26,925 | 49.5% |
| Operating Costs | 652,462 | 193,601 | 29.7% |
| Transportation | 8,500 | 2,094 | 24.6% |
| O&M - Bond & Interest | 11,220 | 11,068 | 98.6% |
| Capital Outlay | 110,000 | 70,987 | 64.5% |
| | 1,281,567 | 630,437 | 49.2% |

Fire Station # 2 Fund**Revenues**

Cell Tower Income

| Budget | Actual | |
|--------|--------|-----|
| 17,136 | 14,168 | 83% |
| 17,136 | 14,168 | 83% |

Expenditures

Grounds/Cleaning/Jan Srvc

Utilities

Repairs & Maintenance

| Budget | Actual | |
|--------|--------|---------|
| - | 0 | #DIV/0! |
| - | 0 | #DIV/0! |
| - | 0 | #DIV/0! |
| - | 0 | #DIV/0! |

Rental Property Fund**Revenues**

Rental Income - Barker Rd

| Budget | Actual | |
|--------|--------|-----|
| 9,960 | 7,470 | 75% |
| 9,960 | 7,470 | 75% |

Expenditures

| | | |
|---|---|---------|
| 0 | 0 | #DIV/0! |
|---|---|---------|

05/03/2018 11:59 AM

User: YVETTE

DB: Northfield

REVENUE AND EXPENDITURE REPORT FOR NORTHFIELD TOWNSHIP

Page 1/29

PERIOD ENDING 04/30/2018

% Fiscal Year Completed: 83.29

| GL NUMBER | DESCRIPTION | END BALANCE 06/30/2017 | 2017-18 AMENDED BUDGET | YTD BALANCE 04/30/2018 | AVAILABLE BALANCE | % BDGT USED |
|---------------------------------------|------------------------------|---------------------------|---------------------------|---------------------------|----------------------|----------------|
| Fund 101 - GENERAL FUND | | | | | | |
| Revenues | | | | | | |
| Dept 000 | | | | | | |
| 101-000-426.000 | PRIOR YEAR TAX INTEREST | 1,763.70 | 500.00 | 708.42 | (208.42) | 141.68 |
| 101-000-452.000 | PEDDLER'S LICENSES | 2.00 | 350.00 | 165.00 | 185.00 | 47.14 |
| 101-000-453.000 | CABLEVISION FRANCHISE FEES | 97,248.97 | 98,000.00 | 47,725.39 | 50,274.61 | 48.70 |
| 101-000-455.000 | FIBER FOOTAGE FEES | 10,370.86 | 10,000.00 | 0.00 | 10,000.00 | 0.00 |
| 101-000-573.000 | STATE REVENUE SHARING - LCSA | 4,573.49 | 4,573.00 | 2,492.95 | 2,080.05 | 54.51 |
| 101-000-574.000 | STATE SHARED REVENUE | 685,603.00 | 690,000.00 | 364,185.00 | 325,815.00 | 52.78 |
| 101-000-590.000 | GRANT INCOME | 0.00 | 221,633.00 | 225,766.05 | (4,133.05) | 101.86 |
| 101-000-626.000 | COPY & FOIA INCOME | 26.23 | 100.00 | 127.70 | (27.70) | 127.70 |
| 101-000-655.000 | ORDINANCE FINES | 2,407.45 | 0.00 | 2,331.15 | (2,331.15) | 100.00 |
| 101-000-665.000 | INTEREST INCOME | 2,376.86 | 1,000.00 | 4,914.54 | (3,914.54) | 491.45 |
| 101-000-666.000 | DIVIDENDS | 7,577.31 | 0.00 | 0.00 | 0.00 | 0.00 |
| 101-000-671.000 | REIMBURSEMENT/OTHER INCOME | 6,947.17 | 150.00 | 2,130.67 | (1,980.67) | 1,420.45 |
| 101-000-673.000 | SALE OF FIXED ASSET | 12,000.00 | 0.00 | 0.00 | 0.00 | 0.00 |
| 101-000-675.000 | CONTRIBUTION-PRIVATE SOURCES | 0.00 | 0.00 | 130.00 | (130.00) | 100.00 |
| 101-000-684.000 | CELL TOWER INCOME | 2,800.00 | 0.00 | 0.00 | 0.00 | 0.00 |
| 101-000-688.000 | RENTAL INCOME - BARKER RD | 9,960.00 | 0.00 | 0.00 | 0.00 | 0.00 |
| Total Dept 000 | | 843,657.04 | 1,026,306.00 | 650,676.87 | 375,629.13 | 63.40 |
| Dept 191 - ELECTIONS | | | | | | |
| 101-191-671.000 | REIMBURSEMENT/OTHER INCOME | 10,355.81 | 6,500.00 | 4,549.06 | 1,950.94 | 69.99 |
| Total Dept 191 - ELECTIONS | | 10,355.81 | 6,500.00 | 4,549.06 | 1,950.94 | 69.99 |
| Dept 253 - TREASURER | | | | | | |
| 101-253-402.000 | CURRENT PROPERTY TAX | 263,055.07 | 268,000.00 | 254,822.27 | 13,177.73 | 95.08 |
| 101-253-404.000 | MOBILE HOME LICENSE FEES | 2,874.00 | 2,850.00 | 2,334.50 | 515.50 | 81.91 |
| 101-253-445.000 | PENALTY & INTEREST ON TAXES | 6,103.58 | 3,500.00 | 4,149.81 | (649.81) | 118.57 |
| 101-253-627.000 | SUMMER TAX PREPARATION | 13,665.00 | 14,000.00 | 13,740.00 | 260.00 | 98.14 |
| 101-253-680.000 | TAX ADMINISTRATION FEES | 150,103.75 | 150,000.00 | 140,894.87 | 9,105.13 | 93.93 |
| Total Dept 253 - TREASURER | | 435,801.40 | 438,350.00 | 415,941.45 | 22,408.55 | 94.89 |
| Dept 336 - CONTRIBUTIONS | | | | | | |
| 101-336-625.000 | SEWER ADMINISTRATION | 48,560.00 | 48,560.00 | 0.00 | 48,560.00 | 0.00 |
| 101-336-694.000 | NON-MOTORIZED PATH | 4,360.00 | 2,141.00 | 2,140.84 | 0.16 | 99.99 |
| Total Dept 336 - CONTRIBUTIONS | | 52,920.00 | 50,701.00 | 2,140.84 | 48,560.16 | 4.22 |
| Dept 412 - PLANNING/ZONING DEPT | | | | | | |
| 101-412-477.000 | ZONING COMPLIANCE PERMITS | 12,505.00 | 9,500.00 | 9,450.00 | 50.00 | 99.47 |
| 101-412-608.000 | VARIANCES/APPEALS | 1,430.00 | 2,000.00 | 3,645.00 | (1,645.00) | 182.25 |
| 101-412-614.000 | PLANNING FEES | 5,750.00 | 4,000.00 | 0.00 | 4,000.00 | 0.00 |
| 101-412-629.000 | ZONING COPIES | 55.60 | 25.00 | 0.00 | 25.00 | 0.00 |
| 101-412-637.000 | SPLIT APPLICATIONS | 2,240.00 | 2,400.00 | 635.00 | 1,765.00 | 26.46 |
| 101-412-671.000 | REIMBURSEMENT/OTHER INCOME | 0.00 | 845.00 | 2,630.00 | (1,785.00) | 311.24 |
| Total Dept 412 - PLANNING/ZONING DEPT | | 21,980.60 | 18,770.00 | 16,360.00 | 2,410.00 | 87.16 |
| Dept 666 - COMMUNITY CENTER | | | | | | |
| 101-666-590.000 | GRANT INCOME | 0.00 | 8,000.00 | 8,000.00 | 0.00 | 100.00 |

05/03/2018 11:59 AM

User: YVETTE

DB: Northfield

REVENUE AND EXPENDITURE REPORT FOR NORTHFIELD TOWNSHIP

Page 2/29

PERIOD ENDING 04/30/2018

% Fiscal Year Completed: 83.29

| GL NUMBER | DESCRIPTION | END BALANCE 06/30/2017 | 2017-18 AMENDED BUDGET | YTD BALANCE 04/30/2018 | AVAILABLE BALANCE | % BDGT USED |
|-----------------------------------|-------------------------------------|---------------------------|---------------------------|---------------------------|----------------------|----------------|
| Fund 101 - GENERAL FUND | | | | | | |
| Revenues | | | | | | |
| 101-666-643.000 | CC TRIPS | 6,311.00 | 5,000.00 | 4,097.00 | 903.00 | 81.94 |
| 101-666-644.000 | CC PROGRAMS | 4,842.75 | 4,000.00 | 6,828.50 | (2,828.50) | 170.71 |
| 101-666-671.000 | REIMBURSEMENT/OTHER INCOME | 8,500.00 | 8,500.00 | 92.26 | 8,407.74 | 1.09 |
| 101-666-676.000 | CONTRIBUTIONS - SCC | 2,699.15 | 1,750.00 | 1,985.40 | (235.40) | 113.45 |
| Total Dept 666 - COMMUNITY CENTER | | 22,352.90 | 27,250.00 | 21,003.16 | 6,246.84 | 77.08 |
| Dept 753 - RECREATION BOARD | | | | | | |
| 101-753-677.000 | CONTRIBUTION - PARKS AND RECREATION | 0.00 | 0.00 | 400.00 | (400.00) | 100.00 |
| Total Dept 753 - RECREATION BOARD | | 0.00 | 0.00 | 400.00 | (400.00) | 100.00 |
| TOTAL REVENUES | | 1,387,067.75 | 1,567,877.00 | 1,111,071.38 | 456,805.62 | 70.86 |
| Expenditures | | | | | | |
| Dept 101 - TOWNSHIP BOARD | | | | | | |
| 101-101-701.000 | SALARIES | 9,999.86 | 10,000.00 | 8,749.93 | 1,250.07 | 87.50 |
| 101-101-715.000 | SOCIAL SECURITY | 765.01 | 765.00 | 621.56 | 143.44 | 81.25 |
| 101-101-807.000 | MEMBERSHIP DUES | 10,349.81 | 10,500.00 | 8,557.59 | 1,942.41 | 81.50 |
| 101-101-836.000 | WELFARE COSTS | 10,000.00 | 10,000.00 | 10,000.00 | 0.00 | 100.00 |
| 101-101-860.000 | FUEL & MILEAGE | 0.00 | 500.00 | 190.46 | 309.54 | 38.09 |
| 101-101-900.000 | PRINTING & PUBLICATIONS | 6,511.35 | 7,500.00 | 6,141.06 | 1,358.94 | 81.88 |
| 101-101-956.000 | MISCELLANEOUS | 1,050.06 | 800.00 | 800.00 | 0.00 | 100.00 |
| 101-101-957.000 | TRAINING & DEVELOPMENT | 149.00 | 500.00 | 214.00 | 286.00 | 42.80 |
| Total Dept 101 - TOWNSHIP BOARD | | 38,825.09 | 40,565.00 | 35,274.60 | 5,290.40 | 86.96 |
| Dept 171 - SUPERVISOR | | | | | | |
| 101-171-701.000 | SALARIES | 12,499.90 | 12,500.00 | 10,576.94 | 1,923.06 | 84.62 |
| 101-171-715.000 | SOCIAL SECURITY | 993.02 | 957.00 | 772.35 | 184.65 | 80.71 |
| 101-171-807.000 | MEMBERSHIP DUES | 0.00 | 120.00 | 0.00 | 120.00 | 0.00 |
| 101-171-860.000 | FUEL & MILEAGE | 483.64 | 400.00 | 163.13 | 236.87 | 40.78 |
| 101-171-956.000 | MISCELLANEOUS | 61.03 | 0.00 | 0.00 | 0.00 | 0.00 |
| 101-171-957.000 | TRAINING & DEVELOPMENT | 764.30 | 750.00 | 333.50 | 416.50 | 44.47 |
| Total Dept 171 - SUPERVISOR | | 14,801.89 | 14,727.00 | 11,845.92 | 2,881.08 | 80.44 |
| Dept 172 - TOWNSHIP MANAGER | | | | | | |
| 101-172-701.000 | SALARIES | 64,939.21 | 68,750.00 | 51,923.16 | 16,826.84 | 75.52 |
| 101-172-704.000 | CLERICAL/DEP /SUPER/ELECTION | 29,043.94 | 29,640.00 | 23,355.34 | 6,284.66 | 78.80 |
| 101-172-715.000 | SOCIAL SECURITY | 11,359.68 | 11,107.00 | 8,623.53 | 2,483.47 | 77.64 |
| 101-172-716.000 | HOSPITALIZATION | 1,500.00 | 20,960.00 | 19,525.89 | 1,434.11 | 93.16 |
| 101-172-717.000 | LIFE/DISB. INSURANCE | 569.03 | 780.00 | 744.90 | 35.10 | 95.50 |
| 101-172-718.000 | PENSION | 5,061.40 | 6,875.00 | 3,749.98 | 3,125.02 | 54.55 |
| 101-172-722.000 | CONTROLLER | 52,709.45 | 46,800.00 | 38,047.50 | 8,752.50 | 81.30 |
| 101-172-734.000 | BONUS | 300.00 | 0.00 | 0.00 | 0.00 | 0.00 |
| 101-172-807.000 | MEMBERSHIP DUES | 0.00 | 0.00 | 130.00 | (130.00) | 100.00 |
| 101-172-818.000 | CONTRACTUAL SERVICES | 7,076.11 | 4,000.00 | 550.00 | 3,450.00 | 13.75 |
| 101-172-850.000 | COMMUNICATION | 306.10 | 550.00 | 337.12 | 212.88 | 61.29 |
| 101-172-860.000 | FUEL & MILEAGE | 186.39 | 500.00 | 0.00 | 500.00 | 0.00 |
| 101-172-927.000 | ALLOCATE TO DEPARTMENTS | (41,964.16) | (32,748.00) | (32,847.52) | 99.52 | 100.30 |
| 101-172-957.000 | TRAINING & DEVELOPMENT | 410.00 | 500.00 | 470.50 | 29.50 | 94.10 |

REVENUE AND EXPENDITURE REPORT FOR NORTHFIELD TOWNSHIP
 PERIOD ENDING 04/30/2018
 % Fiscal Year Completed: 83.29

| GL NUMBER | DESCRIPTION | END BALANCE 06/30/2017 | 2017-18 AMENDED BUDGET | YTD BALANCE 04/30/2018 | AVAILABLE BALANCE | % BDGT USED |
|---|------------------------------|---------------------------|---------------------------|---------------------------|----------------------|----------------|
| Fund 101 - GENERAL FUND | | | | | | |
| Expenditures | | | | | | |
| Total Dept 172 - TOWNSHIP MANAGER | | 131,497.15 | 157,714.00 | 114,610.40 | 43,103.60 | 72.67 |
| Dept 191 - ELECTIONS | | | | | | |
| 101-191-702.000 | SALARIES | 0.00 | 8,000.00 | 3,443.00 | 4,557.00 | 43.04 |
| 101-191-704.000 | CLERICAL/DEP /SUPER/ELECTION | 10,550.34 | 0.00 | 0.00 | 0.00 | 0.00 |
| 101-191-715.000 | SOCIAL SECURITY | 58.67 | 615.00 | 263.40 | 351.60 | 42.83 |
| 101-191-727.000 | SUPPLIES | 7,288.55 | 5,000.00 | 1,362.99 | 3,637.01 | 27.26 |
| 101-191-818.000 | CONTRACTUAL SERVICES | 675.00 | 1,000.00 | 600.00 | 400.00 | 60.00 |
| 101-191-851.000 | POSTAGE | 1,809.27 | 1,000.00 | 979.58 | 20.42 | 97.96 |
| 101-191-900.000 | PRINTING & PUBLICATIONS | 1,181.63 | 1,200.00 | 2,690.21 | (1,490.21) | 224.18 |
| 101-191-930.000 | REPAIRS & MAINTENANCE | 0.00 | 0.00 | 518.00 | (518.00) | 100.00 |
| Total Dept 191 - ELECTIONS | | 21,563.46 | 16,815.00 | 9,857.18 | 6,957.82 | 58.62 |
| Dept 215 - CLERK | | | | | | |
| 101-215-701.000 | SALARIES | 12,499.90 | 12,500.00 | 10,576.94 | 1,923.06 | 84.62 |
| 101-215-703.000 | DEPUTY SALARIES | 40,600.00 | 41,892.00 | 33,744.00 | 8,148.00 | 80.55 |
| 101-215-715.000 | SOCIAL SECURITY | 4,236.62 | 4,161.00 | 3,353.77 | 807.23 | 80.60 |
| 101-215-716.000 | HOSPITALIZATION | 6,863.47 | 8,650.00 | 7,363.54 | 1,286.46 | 85.13 |
| 101-215-717.000 | LIFE/DISB. INSURANCE | 494.28 | 605.00 | 477.80 | 127.20 | 78.98 |
| 101-215-718.000 | PENSION | 4,060.00 | 4,189.00 | 3,374.40 | 814.60 | 80.55 |
| 101-215-723.000 | RECORD SEC | 12,855.00 | 7,720.00 | 5,605.00 | 2,115.00 | 72.60 |
| 101-215-734.000 | BONUS | 300.00 | 0.00 | 0.00 | 0.00 | 0.00 |
| 101-215-807.000 | MEMBERSHIP DUES | 0.00 | 100.00 | 0.00 | 100.00 | 0.00 |
| 101-215-860.000 | FUEL & MILEAGE | 273.92 | 150.00 | 290.42 | (140.42) | 193.61 |
| 101-215-922.000 | LATE FEES AND PENALTIES | 0.00 | 5.00 | 5.00 | 0.00 | 100.00 |
| 101-215-957.000 | TRAINING & DEVELOPMENT | 248.23 | 500.00 | 0.00 | 500.00 | 0.00 |
| Total Dept 215 - CLERK | | 82,431.42 | 80,472.00 | 64,790.87 | 15,681.13 | 80.51 |
| Dept 228 - INFORMATION TECHNOLOGY | | | | | | |
| 101-228-936.000 | SOFTWARE | 0.00 | 14,220.00 | 12,983.71 | 1,236.29 | 91.31 |
| 101-228-948.000 | COMPUTER SERVICES | 0.00 | 15,060.00 | 6,868.00 | 8,192.00 | 45.60 |
| Total Dept 228 - INFORMATION TECHNOLOGY | | 0.00 | 29,280.00 | 19,851.71 | 9,428.29 | 67.80 |
| Dept 247 - BOARD OF REVIEW | | | | | | |
| 101-247-706.000 | BOARD OF REVIEW FEE | 825.00 | 2,000.00 | 1,029.00 | 971.00 | 51.45 |
| 101-247-715.000 | SOCIAL SECURITY | 63.13 | 153.00 | 78.70 | 74.30 | 51.44 |
| 101-247-723.000 | RECORD SEC | 1,280.00 | 1,500.00 | 1,065.00 | 435.00 | 71.00 |
| 101-247-900.000 | PRINTING & PUBLICATIONS | 682.00 | 800.00 | 682.00 | 118.00 | 85.25 |
| 101-247-956.000 | MISCELLANEOUS | 0.00 | 125.00 | 67.61 | 57.39 | 54.09 |
| 101-247-959.000 | TRIBUNALS AND DRAINS | 16,114.18 | 10,000.00 | 558.40 | 9,441.60 | 5.58 |
| Total Dept 247 - BOARD OF REVIEW | | 18,964.31 | 14,578.00 | 3,480.71 | 11,097.29 | 23.88 |
| Dept 253 - TREASURER | | | | | | |
| 101-253-701.000 | SALARIES | 12,499.90 | 12,500.00 | 10,576.94 | 1,923.06 | 84.62 |
| 101-253-703.000 | DEPUTY SALARIES | 33,587.54 | 39,686.00 | 30,093.39 | 9,592.61 | 75.83 |
| 101-253-704.000 | CLERICAL/DEP /SUPER/ELECTION | 22,543.14 | 23,400.00 | 14,141.25 | 9,258.75 | 60.43 |
| 101-253-715.000 | SOCIAL SECURITY | 5,220.58 | 5,954.00 | 3,901.42 | 2,052.58 | 65.53 |
| 101-253-716.000 | HOSPITALIZATION | 11,153.61 | 13,200.00 | 10,303.08 | 2,896.92 | 78.05 |
| 101-253-717.000 | LIFE/DISB. INSURANCE | 311.04 | 668.00 | 458.70 | 209.30 | 68.67 |

User: YVETTE

PERIOD ENDING 04/30/2018

DB: Northfield

% Fiscal Year Completed: 83.29

| GL NUMBER | DESCRIPTION | END BALANCE 06/30/2017 | 2017-18 AMENDED BUDGET | YTD BALANCE 04/30/2018 | AVAILABLE BALANCE | % BDGT USED |
|-----------------------------------|--------------------------------|---------------------------|---------------------------|---------------------------|----------------------|----------------|
| Fund 101 - GENERAL FUND | | | | | | |
| Expenditures | | | | | | |
| 101-253-718.000 | PENSION | 1,684.94 | 3,969.00 | 3,024.55 | 944.45 | 76.20 |
| 101-253-734.000 | BONUS | 300.00 | 0.00 | 0.00 | 0.00 | 0.00 |
| 101-253-803.000 | LEGAL | 6,000.00 | 6,000.00 | 5,000.00 | 1,000.00 | 83.33 |
| 101-253-804.000 | TAX STATEMENT PREPARATION | 2,355.39 | 1,700.00 | 610.59 | 1,089.41 | 35.92 |
| 101-253-807.000 | MEMBERSHIP DUES | 10.00 | 120.00 | 100.00 | 20.00 | 83.33 |
| 101-253-818.000 | CONTRACTUAL SERVICES | 11,025.33 | 0.00 | 0.00 | 0.00 | 0.00 |
| 101-253-851.000 | POSTAGE | 4,469.06 | 3,800.00 | 1,624.75 | 2,175.25 | 42.76 |
| 101-253-860.000 | FUEL & MILEAGE | 682.19 | 325.00 | 289.51 | 35.49 | 89.08 |
| 101-253-927.000 | ALLOCATE TO DEPARTMENTS | (25,309.00) | (17,103.00) | (32,062.11) | 14,959.11 | 187.46 |
| 101-253-956.000 | MISCELLANEOUS | 510.94 | 750.00 | 270.68 | 479.32 | 36.09 |
| 101-253-957.000 | TRAINING & DEVELOPMENT | 1,480.50 | 750.00 | 244.50 | 505.50 | 32.60 |
| Total Dept 253 - TREASURER | | 88,525.16 | 95,719.00 | 48,577.25 | 47,141.75 | 50.75 |
| Dept 257 - ASSESSING | | | | | | |
| 101-257-709.000 | ASST ASSESSOR | 42,180.00 | 43,140.00 | 34,749.61 | 8,390.39 | 80.55 |
| 101-257-715.000 | SOCIAL SECURITY | 3,249.72 | 3,301.00 | 2,658.35 | 642.65 | 80.53 |
| 101-257-716.000 | HOSPITALIZATION | 18,386.54 | 17,830.00 | 15,082.32 | 2,747.68 | 84.59 |
| 101-257-717.000 | LIFE/DISB. INSURANCE | 545.28 | 668.00 | 488.50 | 179.50 | 73.13 |
| 101-257-718.000 | PENSION | 4,218.00 | 4,314.00 | 3,474.96 | 839.04 | 80.55 |
| 101-257-727.000 | SUPPLIES | 777.95 | 1,000.00 | 10.39 | 989.61 | 1.04 |
| 101-257-734.000 | BONUS | 300.00 | 0.00 | 0.00 | 0.00 | 0.00 |
| 101-257-807.000 | MEMBERSHIP DUES | 13.00 | 250.00 | 13.00 | 237.00 | 5.20 |
| 101-257-818.000 | CONTRACTUAL SERVICES | 63,704.96 | 64,640.00 | 40,833.31 | 23,806.69 | 63.17 |
| 101-257-851.000 | POSTAGE | 1,870.38 | 2,500.00 | 1,959.97 | 540.03 | 78.40 |
| 101-257-860.000 | FUEL & MILEAGE | 154.16 | 200.00 | 31.03 | 168.97 | 15.52 |
| 101-257-900.000 | PRINTING & PUBLICATIONS | 1,250.70 | 1,500.00 | 1,263.12 | 236.88 | 84.21 |
| 101-257-927.000 | ALLOCATE TO DEPARTMENTS | (34,280.00) | (37,933.00) | (28,202.87) | (9,730.13) | 74.35 |
| 101-257-957.000 | TRAINING & DEVELOPMENT | 25.00 | 500.00 | 20.00 | 480.00 | 4.00 |
| Total Dept 257 - ASSESSING | | 102,395.69 | 101,910.00 | 72,381.69 | 29,528.31 | 71.03 |
| Dept 265 - HALL AND GROUNDS | | | | | | |
| 101-265-710.000 | JANITORIAL SALARIES | 5,895.00 | 6,435.00 | 5,172.30 | 1,262.70 | 80.38 |
| 101-265-715.000 | SOCIAL SECURITY | 450.99 | 493.00 | 395.70 | 97.30 | 80.26 |
| 101-265-721.000 | UNEMPLOYMENT BENEFITS | 0.00 | 0.00 | 0.40 | (0.40) | 100.00 |
| 101-265-727.000 | SUPPLIES | 10,251.12 | 11,000.00 | 7,754.32 | 3,245.68 | 70.49 |
| 101-265-731.000 | WORKERS COMP INSURANCE | 2,379.70 | 3,178.00 | 0.00 | 3,178.00 | 0.00 |
| 101-265-816.000 | GROUNDS/CLEANG/JANITORL SERVIC | 12,825.02 | 17,500.00 | 18,580.00 | (1,080.00) | 106.17 |
| 101-265-821.000 | PSB MAINT & OPS ALLOCATION | 33,403.16 | 46,667.00 | 23,630.00 | 23,037.00 | 50.64 |
| 101-265-850.000 | COMMUNICATION | 6,463.58 | 2,700.00 | 2,057.26 | 642.74 | 76.19 |
| 101-265-851.000 | POSTAGE | 2,673.20 | 5,000.00 | 1,831.37 | 3,168.63 | 36.63 |
| 101-265-910.000 | INSURANCE & BONDS | 23,875.00 | 24,068.00 | 500.00 | 23,568.00 | 2.08 |
| 101-265-920.000 | UTILITIES | 197.50 | 205.00 | 126.15 | 78.85 | 61.54 |
| 101-265-927.000 | ALLOCATE TO DEPARTMENTS | (3,690.00) | (4,000.00) | (1,338.00) | (2,662.00) | 33.45 |
| 101-265-929.000 | GRANT EXPENSE | 0.00 | 440.00 | 439.85 | 0.15 | 99.97 |
| 101-265-930.000 | REPAIRS & MAINTENANCE | 20,065.80 | 4,800.00 | 1,081.00 | 3,719.00 | 22.52 |
| 101-265-938.000 | CHARGEBACKS - PRIOR TAX YEARS | 1,049.80 | 1,801.00 | 1,718.45 | 82.55 | 95.42 |
| 101-265-940.000 | RENTAL EQUIPMENT | 5,756.39 | 5,400.00 | 4,018.29 | 1,381.71 | 74.41 |
| 101-265-956.000 | MISCELLANEOUS | 10.00 | 300.00 | 0.00 | 300.00 | 0.00 |
| Total Dept 265 - HALL AND GROUNDS | | 121,606.26 | 125,987.00 | 65,967.09 | 60,019.91 | 52.36 |
| Dept 270 - LEGAL/PROFESSIONAL | | | | | | |
| 101-270-800.000 | OTHER PROFESSIONAL FEES | 5,000.00 | 0.00 | 0.00 | 0.00 | 0.00 |

05/03/2018 11:59 AM

REVENUE AND EXPENDITURE REPORT FOR NORTHFIELD TOWNSHIP

Page 5/29

User: YVETTE

PERIOD ENDING 04/30/2018

DB: Northfield

% Fiscal Year Completed: 83.29

| GL NUMBER | DESCRIPTION | END BALANCE 06/30/2017 | 2017-18 AMENDED BUDGET | YTD BALANCE 04/30/2018 | AVAILABLE BALANCE | % BDGT USED |
|---------------------------------------|--|---------------------------|---------------------------|---------------------------|----------------------|----------------|
| Fund 101 - GENERAL FUND | | | | | | |
| Expenditures | | | | | | |
| 101-270-802.000 | AUDIT FEES | 6,300.00 | 6,300.00 | 6,300.00 | 0.00 | 100.00 |
| 101-270-803.000 | LEGAL | 123,494.64 | 96,000.00 | 69,736.96 | 26,263.04 | 72.64 |
| 101-270-806.000 | ENGINEER | 32,943.78 | 10,000.00 | 837.50 | 9,162.50 | 8.38 |
| 101-270-927.000 | ALLOCATE TO DEPARTMENTS | (45,600.00) | (45,600.00) | (38,000.00) | (7,600.00) | 83.33 |
| Total Dept 270 - LEGAL/PROFESSIONAL | | 122,138.42 | 66,700.00 | 38,874.46 | 27,825.54 | 58.28 |
| Dept 336 - CONTRIBUTIONS | | | | | | |
| 101-336-933.000 | CONTRIBUTION - INDEPENDENCE DAY CELEBRAT | 2,500.00 | 2,500.00 | 0.00 | 2,500.00 | 0.00 |
| 101-336-964.000 | CONTRIBUTION-FIRE & MED RES | 25,000.00 | 13,718.00 | 0.00 | 13,718.00 | 0.00 |
| Total Dept 336 - CONTRIBUTIONS | | 27,500.00 | 16,218.00 | 0.00 | 16,218.00 | 0.00 |
| Dept 412 - PLANNING/ZONING DEPT | | | | | | |
| 101-412-707.000 | ZBA SALARIES | 6,306.25 | 23,800.00 | 14,125.00 | 9,675.00 | 59.35 |
| 101-412-715.000 | SOCIAL SECURITY | 1,308.63 | 2,739.00 | 1,060.48 | 1,678.52 | 38.72 |
| 101-412-723.000 | RECORD SEC | 9,620.00 | 7,020.00 | 3,960.00 | 3,060.00 | 56.41 |
| 101-412-726.000 | PLANN COMM | 10,800.00 | 12,000.00 | 7,300.00 | 4,700.00 | 60.83 |
| 101-412-727.000 | SUPPLIES | 0.00 | 200.00 | 0.00 | 200.00 | 0.00 |
| 101-412-800.000 | OTHER PROFESSIONAL FEES | 10.00 | 1,000.00 | 0.00 | 1,000.00 | 0.00 |
| 101-412-801.000 | PLANNER FEES | 35,050.50 | 47,250.00 | 28,673.75 | 18,576.25 | 60.69 |
| 101-412-809.000 | CODE ENFORCEMENT | 4,100.00 | 0.00 | 200.00 | (200.00) | 100.00 |
| 101-412-823.000 | ZONING ADMINISTRATION | 10,937.50 | 12,000.00 | 10,199.75 | 1,800.25 | 85.00 |
| 101-412-851.000 | POSTAGE | 189.75 | 250.00 | 219.33 | 30.67 | 87.73 |
| 101-412-860.000 | FUEL & MILEAGE | 570.29 | 500.00 | 690.29 | (190.29) | 138.06 |
| 101-412-900.000 | PRINTING & PUBLICATIONS | 2,753.29 | 2,500.00 | 938.91 | 1,561.09 | 37.56 |
| 101-412-927.000 | ALLOCATE TO DEPARTMENTS | 23,467.00 | 29,974.00 | 22,117.31 | 7,856.69 | 73.79 |
| 101-412-957.000 | TRAINING & DEVELOPMENT | 1,530.00 | 1,500.00 | 0.00 | 1,500.00 | 0.00 |
| Total Dept 412 - PLANNING/ZONING DEPT | | 106,643.21 | 140,733.00 | 89,484.82 | 51,248.18 | 63.58 |
| Dept 448 - STREET LIGHTS | | | | | | |
| 101-448-920.000 | UTILITIES | 38,072.30 | 38,000.00 | 28,835.46 | 9,164.54 | 75.88 |
| Total Dept 448 - STREET LIGHTS | | 38,072.30 | 38,000.00 | 28,835.46 | 9,164.54 | 75.88 |
| Dept 449 - ROAD WORK | | | | | | |
| 101-449-805.000 | PATHWAYS AND SIDEWALKS | 259,691.07 | 0.00 | 0.00 | 0.00 | 0.00 |
| 101-449-813.000 | ROADWORK | 28,460.25 | 37,000.00 | 28,761.86 | 8,238.14 | 77.73 |
| 101-449-814.000 | ROAD IMPROVEMENTS | 93,465.05 | 122,530.00 | 133,073.03 | (10,543.03) | 108.60 |
| 101-449-929.000 | GRANT EXPENSE | 76,510.62 | 75,897.00 | 75,896.55 | 0.45 | 100.00 |
| Total Dept 449 - ROAD WORK | | 458,126.99 | 235,427.00 | 237,731.44 | (2,304.44) | 100.98 |
| Dept 666 - COMMUNITY CENTER | | | | | | |
| 101-666-701.000 | SALARIES | 44,960.00 | 45,989.00 | 37,047.40 | 8,941.60 | 80.56 |
| 101-666-702.000 | SALARIES | 1,253.44 | 4,830.00 | 0.00 | 4,830.00 | 0.00 |
| 101-666-710.000 | JANITORIAL SALARIES | 4,160.00 | 4,420.00 | 3,440.00 | 980.00 | 77.83 |
| 101-666-715.000 | SOCIAL SECURITY | 4,014.98 | 4,226.00 | 3,008.95 | 1,217.05 | 71.20 |
| 101-666-716.000 | HOSPITALIZATION | 9,126.39 | 9,300.00 | 7,433.19 | 1,866.81 | 79.93 |
| 101-666-717.000 | LIFE/DISB. INSURANCE | 524.16 | 642.00 | 512.80 | 129.20 | 79.88 |
| 101-666-718.000 | PENSION | 4,496.00 | 4,599.00 | 3,704.48 | 894.52 | 80.55 |

05/03/2018 11:59 AM

User: YVETTE

DB: Northfield

REVENUE AND EXPENDITURE REPORT FOR NORTHFIELD TOWNSHIP

Page 6/29

PERIOD ENDING 04/30/2018

% Fiscal Year Completed: 83.29

| GL NUMBER | DESCRIPTION | END BALANCE 06/30/2017 | 2017-18 AMENDED BUDGET | YTD BALANCE 04/30/2018 | AVAILABLE BALANCE | % BDGT USED |
|---------------------------------------|-------------------------------|---------------------------|---------------------------|---------------------------|----------------------|----------------|
| Fund 101 - GENERAL FUND | | | | | | |
| Expenditures | | | | | | |
| 101-666-727.000 | SUPPLIES | 1,723.27 | 2,000.00 | 875.50 | 1,124.50 | 43.78 |
| 101-666-731.000 | WORKERS COMP INSURANCE | 468.82 | 549.00 | 0.00 | 549.00 | 0.00 |
| 101-666-807.000 | MEMBERSHIP DUES | 110.00 | 125.00 | 120.00 | 5.00 | 96.00 |
| 101-666-812.000 | CC TRIPS | 4,460.98 | 3,600.00 | 4,557.83 | (957.83) | 126.61 |
| 101-666-815.000 | CC PROGRAMS | 9,311.41 | 10,000.00 | 8,169.89 | 1,830.11 | 81.70 |
| 101-666-816.000 | GROUPS/CLEANG/JANITORL SERVIC | 2,141.92 | 3,425.00 | 2,525.00 | 900.00 | 73.72 |
| 101-666-822.000 | SENIOR NUTRITION | 2,415.12 | 2,000.00 | 1,546.89 | 453.11 | 77.34 |
| 101-666-836.000 | COMMUNITY EXPENSE | 1,004.30 | 1,750.00 | 777.25 | 972.75 | 44.41 |
| 101-666-850.000 | COMMUNICATION | 2,491.64 | 2,760.00 | 2,328.34 | 431.66 | 84.36 |
| 101-666-851.000 | POSTAGE | 857.80 | 800.00 | 195.57 | 604.43 | 24.45 |
| 101-666-860.000 | FUEL & MILEAGE | 0.00 | 200.00 | 0.00 | 200.00 | 0.00 |
| 101-666-900.000 | PRINTING & PUBLICATIONS | 630.00 | 1,300.00 | 0.00 | 1,300.00 | 0.00 |
| 101-666-910.000 | INSURANCE & BONDS | 1,083.00 | 1,131.00 | 0.00 | 1,131.00 | 0.00 |
| 101-666-920.000 | UTILITIES | 2,874.21 | 3,036.00 | 1,828.03 | 1,207.97 | 60.21 |
| 101-666-922.000 | LATE FEES AND PENALTIES | 0.00 | 125.00 | 224.23 | (99.23) | 179.38 |
| 101-666-929.000 | GRANT EXPENSE | 0.00 | 7,560.00 | 3,718.30 | 3,841.70 | 49.18 |
| 101-666-930.000 | REPAIRS & MAINTENANCE | 7,960.75 | 3,500.00 | 1,543.74 | 1,956.26 | 44.11 |
| 101-666-936.000 | SOFTWARE | 0.00 | 0.00 | 80.10 | (80.10) | 100.00 |
| 101-666-940.000 | RENTAL EQUIPMENT | 831.65 | 2,400.00 | 1,795.76 | 604.24 | 74.82 |
| 101-666-970.000 | EQUIPMENT | 219.00 | 0.00 | 19.97 | (19.97) | 100.00 |
| Total Dept 666 - COMMUNITY CENTER | | 107,118.84 | 120,267.00 | 85,453.22 | 34,813.78 | 71.05 |
| Dept 753 - RECREATION BOARD | | | | | | |
| 101-753-727.000 | SUPPLIES | 4,058.83 | 4,800.00 | 193.09 | 4,606.91 | 4.02 |
| 101-753-931.000 | PARK MAINITENANCE | 0.00 | 200.00 | 159.78 | 40.22 | 79.89 |
| Total Dept 753 - RECREATION BOARD | | 4,058.83 | 5,000.00 | 352.87 | 4,647.13 | 7.06 |
| Dept 757 - PARKS | | | | | | |
| 101-757-801.000 | PLANNER FEES | 16,500.00 | 0.00 | 0.00 | 0.00 | 0.00 |
| Total Dept 757 - PARKS | | 16,500.00 | 0.00 | 0.00 | 0.00 | 0.00 |
| Dept 850 - TOWNSHIP CONTINGENCY | | | | | | |
| 101-850-905.000 | CONTINGENCY FUNDS | 3,041.03 | 5,000.00 | 0.00 | 5,000.00 | 0.00 |
| Total Dept 850 - TOWNSHIP CONTINGENCY | | 3,041.03 | 5,000.00 | 0.00 | 5,000.00 | 0.00 |
| Dept 900 - CAPITAL OUTLAY | | | | | | |
| 101-900-972.000 | COMPUTER | 1,984.81 | 2,000.00 | 375.00 | 1,625.00 | 18.75 |
| 101-900-978.000 | LAND ACQUISITION | 360,728.48 | 15.00 | 15.47 | (0.47) | 103.13 |
| Total Dept 900 - CAPITAL OUTLAY | | 362,713.29 | 2,015.00 | 390.47 | 1,624.53 | 19.38 |
| Dept 905 - DEBT SERVICE | | | | | | |
| 101-905-985.000 | PSB SHARE OF BOND PMT | 84,695.26 | 83,334.00 | 0.00 | 83,334.00 | 0.00 |
| Total Dept 905 - DEBT SERVICE | | 84,695.26 | 83,334.00 | 0.00 | 83,334.00 | 0.00 |
| Dept 999 - TRANSFERS OUT | | | | | | |

05/03/2018 11:59 AM

User: YVETTE

DB: Northfield

REVENUE AND EXPENDITURE REPORT FOR NORTHFIELD TOWNSHIP

Page 7/29

PERIOD ENDING 04/30/2018

% Fiscal Year Completed: 83.29

| GL NUMBER | DESCRIPTION | END BALANCE 06/30/2017 | 2017-18 AMENDED BUDGET | YTD BALANCE 04/30/2018 | AVAILABLE BALANCE | % BDGT USED |
|--------------------------------|--------------|---------------------------|---------------------------|---------------------------|----------------------|----------------|
| Fund 101 - GENERAL FUND | | | | | | |
| Expenditures | | | | | | |
| 101-999-999.000 | TRANSFER OUT | 250,000.00 | 0.00 | 0.00 | 0.00 | 0.00 |
| Total Dept 999 - TRANSFERS OUT | | 250,000.00 | 0.00 | 0.00 | 0.00 | 0.00 |
| TOTAL EXPENDITURES | | 2,201,218.60 | 1,390,461.00 | 927,760.16 | 462,700.84 | 66.72 |
| Fund 101 - GENERAL FUND: | | | | | | |
| TOTAL REVENUES | | 1,387,067.75 | 1,567,877.00 | 1,111,071.38 | 456,805.62 | 70.86 |
| TOTAL EXPENDITURES | | 2,201,218.60 | 1,390,461.00 | 927,760.16 | 462,700.84 | 66.72 |
| NET OF REVENUES & EXPENDITURES | | (814,150.85) | 177,416.00 | 183,311.22 | (5,895.22) | 103.32 |
| BEG. FUND BALANCE | | 1,603,498.65 | 789,347.80 | 789,347.80 | | |
| END FUND BALANCE | | 789,347.80 | 966,763.80 | 972,659.02 | | |

| GL NUMBER | DESCRIPTION | END BALANCE 06/30/2017 | 2017-18 AMENDED BUDGET | YTD BALANCE 04/30/2018 | AVAILABLE BALANCE | % BDGT USED |
|-----------------------------------|--|---------------------------|---------------------------|---------------------------|----------------------|----------------|
| Fund 207 - LAW ENFORCEMENT FUND | | | | | | |
| Revenues | | | | | | |
| Dept 000 | | | | | | |
| 207-000-402.000 | CURRENT PROPERTY TAX | 1,480,665.64 | 1,514,980.00 | 1,434,495.49 | 80,484.51 | 94.69 |
| 207-000-441.000 | STATE REVENUE SHARING - LCSA | 25,227.87 | 25,228.00 | 13,752.98 | 11,475.02 | 54.51 |
| 207-000-445.000 | PENALTY & INTEREST ON TAXES | 473.32 | 500.00 | 212.32 | 287.68 | 42.46 |
| 207-000-570.000 | LIQUOR LICENSE & PERMITS | 3,386.35 | 3,000.00 | 3,436.95 | (436.95) | 114.57 |
| 207-000-626.000 | COPY & FOIA INCOME | 1,224.80 | 1,300.00 | 2,136.78 | (836.78) | 164.37 |
| 207-000-635.000 | EMERGENCY COST RECOVERY | 7,594.50 | 1,000.00 | 1,412.25 | (412.25) | 141.23 |
| 207-000-656.000 | FINES & COURT FEES | 17,730.03 | 22,000.00 | 16,290.34 | 5,709.66 | 74.05 |
| 207-000-658.000 | IMPOUND FEES | 4,240.00 | 3,000.00 | 3,200.00 | (200.00) | 106.67 |
| 207-000-664.000 | FEES PAID FOR OFFICER WAGES | 3,909.15 | 6,500.00 | 9,191.20 | (2,691.20) | 141.40 |
| 207-000-671.000 | REIMBURSEMENT/OTHER INCOME | 4,651.52 | 3,000.00 | 1,993.08 | 1,006.92 | 66.44 |
| 207-000-673.000 | SALE OF FIXED ASSET | 0.00 | 9,000.00 | 1,710.00 | 7,290.00 | 19.00 |
| 207-000-681.000 | OT REIMBURSEMENT | 12,356.23 | 17,000.00 | 6,071.85 | 10,928.15 | 35.72 |
| Total Dept 000 | | 1,561,459.41 | 1,606,508.00 | 1,493,903.24 | 112,604.76 | 92.99 |
| Dept 336 - CONTRIBUTIONS | | | | | | |
| 207-336-588.000 | CONTRIBUTION OTHER FUND(S) | 35,000.00 | 35,000.00 | 0.00 | 35,000.00 | 0.00 |
| 207-336-683.000 | CONTRIBUTION - INDEPENDENCE DAY CELEBRAT | 1,500.00 | 1,500.00 | 0.00 | 1,500.00 | 0.00 |
| Total Dept 336 - CONTRIBUTIONS | | 36,500.00 | 36,500.00 | 0.00 | 36,500.00 | 0.00 |
| TOTAL REVENUES | | 1,597,959.41 | 1,643,008.00 | 1,493,903.24 | 149,104.76 | 90.92 |
| Expenditures | | | | | | |
| Dept 226 - PERSONNEL | | | | | | |
| 207-226-701.000 | SALARIES | 192,938.72 | 207,984.00 | 140,013.15 | 67,970.85 | 67.32 |
| 207-226-702.000 | SALARIES | 454,604.82 | 436,916.00 | 381,903.04 | 55,012.96 | 87.41 |
| 207-226-704.000 | CLERICAL/DEP /SUPER/ELECTION | 69,203.77 | 73,653.00 | 56,623.23 | 17,029.77 | 76.88 |
| 207-226-708.000 | SALARIES-PART TIME | 42,107.13 | 40,000.00 | 27,413.98 | 12,586.02 | 68.53 |
| 207-226-710.000 | JANITORIAL SALARIES | 8,925.00 | 9,061.00 | 7,395.00 | 1,666.00 | 81.61 |
| 207-226-711.000 | SALARIES-OVERTIME | 48,070.54 | 40,000.00 | 35,533.89 | 4,466.11 | 88.83 |
| 207-226-714.000 | HOLIDAY | 36,305.94 | 39,654.00 | 34,205.05 | 5,448.95 | 86.26 |
| 207-226-715.000 | SOCIAL SECURITY | 67,007.12 | 68,000.00 | 54,588.92 | 13,411.08 | 80.28 |
| 207-226-716.000 | HOSPITALIZATION | 139,023.19 | 127,315.00 | 136,108.82 | (8,793.82) | 106.91 |
| 207-226-717.000 | LIFE/DISB. INSURANCE | 7,878.63 | 9,605.00 | 7,398.80 | 2,206.20 | 77.03 |
| 207-226-718.000 | PENSION | 67,587.24 | 70,000.00 | 54,094.02 | 15,905.98 | 77.28 |
| 207-226-719.000 | EMPLOYEE FRINGE-LONGEVITY | 6,000.00 | 6,750.00 | 6,750.00 | 0.00 | 100.00 |
| 207-226-730.000 | MEDICAL TESTING | 0.00 | 500.00 | 282.00 | 218.00 | 56.40 |
| 207-226-731.000 | WORKERS COMP INSURANCE | 22,215.92 | 25,640.00 | 0.00 | 25,640.00 | 0.00 |
| 207-226-741.000 | UNIFORMS/GEAR & ALLOWANCE | 5,991.49 | 7,000.00 | 6,156.00 | 844.00 | 87.94 |
| 207-226-927.000 | ALLOCATE TO DEPARTMENTS | 64,949.00 | 64,000.00 | 55,020.00 | 8,980.00 | 85.97 |
| 207-226-957.000 | TRAINING & DEVELOPMENT | 225.00 | 1,000.00 | 224.00 | 776.00 | 22.40 |
| Total Dept 226 - PERSONNEL | | 1,233,033.51 | 1,227,078.00 | 1,003,709.90 | 223,368.10 | 81.80 |
| Dept 265 - HALL AND GROUNDS | | | | | | |
| 207-265-721.000 | UNEMPLOYMENT BENEFITS | 0.00 | 1,121.00 | 1,121.37 | (0.37) | 100.03 |
| 207-265-821.000 | PSB MAINT & OPS ALLOCATION | 33,310.50 | 46,667.00 | 23,629.00 | 23,038.00 | 50.63 |
| Total Dept 265 - HALL AND GROUNDS | | 33,310.50 | 47,788.00 | 24,750.37 | 23,037.63 | 51.79 |
| Dept 270 - LEGAL/PROFESSIONAL | | | | | | |

User: YVETTE

PERIOD ENDING 04/30/2018

DB: Northfield

% Fiscal Year Completed: 83.29

| GL NUMBER | DESCRIPTION | END BALANCE 06/30/2017 | 2017-18 AMENDED BUDGET | YTD BALANCE 04/30/2018 | AVAILABLE BALANCE | % BDGT USED |
|-------------------------------------|-------------------------------|---------------------------|---------------------------|---------------------------|----------------------|----------------|
| Fund 207 - LAW ENFORCEMENT FUND | | | | | | |
| Expenditures | | | | | | |
| 207-270-722.000 | CONTROLLER | 6,588.69 | 6,298.00 | 4,755.94 | 1,542.06 | 75.52 |
| 207-270-802.000 | AUDIT FEES | 2,250.00 | 2,250.00 | 2,250.00 | 0.00 | 100.00 |
| 207-270-803.000 | LEGAL | 42,000.10 | 40,000.00 | 50,313.33 | (10,313.33) | 125.78 |
| Total Dept 270 - LEGAL/PROFESSIONAL | | 50,838.79 | 48,548.00 | 57,319.27 | (8,771.27) | 118.07 |
| Dept 301 - OPERATING COSTS | | | | | | |
| 207-301-727.000 | SUPPLIES | 5,983.41 | 7,000.00 | 4,288.02 | 2,711.98 | 61.26 |
| 207-301-741.000 | UNIFORMS/GEAR & ALLOWANCE | 0.00 | 1,000.00 | 1,440.52 | (440.52) | 144.05 |
| 207-301-807.000 | MEMBERSHIP DUES | 635.75 | 1,000.00 | 0.00 | 1,000.00 | 0.00 |
| 207-301-818.000 | CONTRACTUAL SERVICES | 13,646.00 | 20,000.00 | 22,148.71 | (2,148.71) | 110.74 |
| 207-301-820.000 | DISPATCH SERVICES | 63,346.92 | 70,040.00 | 54,214.16 | 15,825.84 | 77.40 |
| 207-301-850.000 | COMMUNICATION | 16,152.54 | 20,000.00 | 10,649.80 | 9,350.20 | 53.25 |
| 207-301-851.000 | POSTAGE | 227.12 | 250.00 | 204.40 | 45.60 | 81.76 |
| 207-301-900.000 | PRINTING & PUBLICATIONS | 100.88 | 500.00 | 396.67 | 103.33 | 79.33 |
| 207-301-910.000 | INSURANCE & BONDS | 32,882.00 | 34,222.00 | 0.00 | 34,222.00 | 0.00 |
| 207-301-922.000 | LATE FEES AND PENALTIES | 0.00 | 0.00 | 32.97 | (32.97) | 100.00 |
| 207-301-930.000 | REPAIRS & MAINTENANCE | 2,407.87 | 7,000.00 | 2,949.60 | 4,050.40 | 42.14 |
| 207-301-932.000 | RADIO REPAIR | 0.00 | 1,100.00 | 880.00 | 220.00 | 80.00 |
| 207-301-938.000 | CHARGEBACKS - PRIOR TAX YEARS | 1,096.88 | 681.21 | 709.67 | (28.46) | 104.18 |
| 207-301-940.000 | RENTAL EQUIPMENT | 2,608.35 | 3,000.00 | 2,173.86 | 826.14 | 72.46 |
| 207-301-972.000 | COMPUTER | 450.00 | 15,000.00 | 11,768.52 | 3,231.48 | 78.46 |
| Total Dept 301 - OPERATING COSTS | | 139,537.72 | 180,793.21 | 111,856.90 | 68,936.31 | 61.87 |
| Dept 333 - TRANSPORTATION | | | | | | |
| 207-333-860.000 | FUEL & MILEAGE | 20,028.55 | 18,000.00 | 16,020.51 | 1,979.49 | 89.00 |
| 207-333-930.000 | REPAIRS & MAINTENANCE | 10,425.36 | 11,000.00 | 14,809.44 | (3,809.44) | 134.63 |
| Total Dept 333 - TRANSPORTATION | | 30,453.91 | 29,000.00 | 30,829.95 | (1,829.95) | 106.31 |
| Dept 905 - DEBT SERVICE | | | | | | |
| 207-905-985.000 | PSB SHARE OF BOND PMT | 84,695.26 | 83,334.00 | 0.00 | 83,334.00 | 0.00 |
| Total Dept 905 - DEBT SERVICE | | 84,695.26 | 83,334.00 | 0.00 | 83,334.00 | 0.00 |
| TOTAL EXPENDITURES | | 1,571,869.69 | 1,616,541.21 | 1,228,466.39 | 388,074.82 | 75.99 |
| Fund 207 - LAW ENFORCEMENT FUND: | | | | | | |
| TOTAL REVENUES | | 1,597,959.41 | 1,643,008.00 | 1,493,903.24 | 149,104.76 | 90.92 |
| TOTAL EXPENDITURES | | 1,571,869.69 | 1,616,541.21 | 1,228,466.39 | 388,074.82 | 75.99 |
| NET OF REVENUES & EXPENDITURES | | 26,089.72 | 26,466.79 | 265,436.85 | (238,970.06) | 1,002.91 |
| BEG. FUND BALANCE | | 500,125.87 | 526,215.59 | 526,215.59 | | |
| END FUND BALANCE | | 526,215.59 | 552,682.38 | 791,652.44 | | |

05/03/2018 11:59 AM

User: YVETTE

DB: Northfield

REVENUE AND EXPENDITURE REPORT FOR NORTHFIELD TOWNSHIP

Page 10/29

PERIOD ENDING 04/30/2018

% Fiscal Year Completed: 83.29

| GL NUMBER | DESCRIPTION | END BALANCE 06/30/2017 | 2017-18 AMENDED BUDGET | YTD BALANCE 04/30/2018 | AVAILABLE BALANCE | % BDGT USED |
|-----------------------------------|-------------------|---------------------------|---------------------------|---------------------------|----------------------|----------------|
| Fund 211 - Fire Station # 2 Fund | | | | | | |
| Revenues | | | | | | |
| Dept 000 | | | | | | |
| 211-000-684.000 | CELL TOWER INCOME | 0.00 | 17,136.00 | 14,168.00 | 2,968.00 | 82.68 |
| Total Dept 000 | | 0.00 | 17,136.00 | 14,168.00 | 2,968.00 | 82.68 |
| TOTAL REVENUES | | 0.00 | 17,136.00 | 14,168.00 | 2,968.00 | 82.68 |
| Fund 211 - Fire Station # 2 Fund: | | | | | | |
| TOTAL REVENUES | | 0.00 | 17,136.00 | 14,168.00 | 2,968.00 | 82.68 |
| TOTAL EXPENDITURES | | 0.00 | 0.00 | 0.00 | 0.00 | 0.00 |
| NET OF REVENUES & EXPENDITURES | | 0.00 | 17,136.00 | 14,168.00 | 2,968.00 | 82.68 |
| BEG. FUND BALANCE | | | | | | |
| END FUND BALANCE | | | 17,136.00 | 14,168.00 | | |

05/03/2018 11:59 AM

REVENUE AND EXPENDITURE REPORT FOR NORTHFIELD TOWNSHIP

Page 11/29

User: YVETTE

PERIOD ENDING 04/30/2018

DB: Northfield

% Fiscal Year Completed: 83.29

| GL NUMBER | DESCRIPTION | END BALANCE 06/30/2017 | 2017-18 AMENDED BUDGET | YTD BALANCE 04/30/2018 | AVAILABLE BALANCE | % BDGT USED |
|----------------------------------|---------------------------|---------------------------|---------------------------|---------------------------|----------------------|----------------|
| Fund 214 - Rental Property Fund | | | | | | |
| Revenues | | | | | | |
| Dept 000 | | | | | | |
| 214-000-688.000 | RENTAL INCOME - BARKER RD | 0.00 | 9,960.00 | 7,470.00 | 2,490.00 | 75.00 |
| Total Dept 000 | | 0.00 | 9,960.00 | 7,470.00 | 2,490.00 | 75.00 |
| TOTAL REVENUES | | 0.00 | 9,960.00 | 7,470.00 | 2,490.00 | 75.00 |
| Fund 214 - Rental Property Fund: | | | | | | |
| TOTAL REVENUES | | 0.00 | 9,960.00 | 7,470.00 | 2,490.00 | 75.00 |
| TOTAL EXPENDITURES | | 0.00 | 0.00 | 0.00 | 0.00 | 0.00 |
| NET OF REVENUES & EXPENDITURES | | 0.00 | 9,960.00 | 7,470.00 | 2,490.00 | 75.00 |
| BEG. FUND BALANCE | | | | | | |
| END FUND BALANCE | | | 9,960.00 | 7,470.00 | | |

05/03/2018 11:59 AM

REVENUE AND EXPENDITURE REPORT FOR NORTHFIELD TOWNSHIP

Page 12/29

User: YVETTE

PERIOD ENDING 04/30/2018

DB: Northfield

% Fiscal Year Completed: 83.29

| GL NUMBER | DESCRIPTION | END BALANCE 06/30/2017 | 2017-18 AMENDED BUDGET | YTD BALANCE 04/30/2018 | AVAILABLE BALANCE | % BDGT USED |
|--------------------------------|--|---------------------------|---------------------------|---------------------------|----------------------|----------------|
| Fund 216 - MEDICAL RESCUE FUND | | | | | | |
| Revenues | | | | | | |
| Dept 000 | | | | | | |
| 216-000-402.000 | CURRENT PROPERTY TAX | 632,986.79 | 682,654.00 | 646,383.15 | 36,270.85 | 94.69 |
| 216-000-441.000 | STATE REVENUE SHARING - LCSA | 11,282.37 | 11,282.00 | 6,150.34 | 5,131.66 | 54.51 |
| 216-000-445.000 | PENALTY & INTEREST ON TAXES | 203.12 | 200.00 | 95.55 | 104.45 | 47.78 |
| 216-000-482.000 | HOUSE NUMBERS | 560.00 | 500.00 | 680.00 | (180.00) | 136.00 |
| 216-000-588.000 | CONTRIBUTION OTHER FUND(S) | 25,000.00 | 13,718.00 | 0.00 | 13,718.00 | 0.00 |
| 216-000-590.000 | GRANT INCOME | 284,357.00 | 8,863.73 | 8,863.73 | 0.00 | 100.00 |
| 216-000-626.000 | COPY & FOIA INCOME | 29.00 | 50.00 | 5.00 | 45.00 | 10.00 |
| 216-000-635.000 | EMERGENCY COST RECOVERY | 19,249.20 | 20,000.00 | 16,651.44 | 3,348.56 | 83.26 |
| 216-000-639.000 | DRIVEWAY INSPECTIONS | 590.00 | 600.00 | 150.00 | 450.00 | 25.00 |
| 216-000-671.000 | REIMBURSEMENT/OTHER INCOME | 1,282.00 | 2,000.00 | 1,313.46 | 686.54 | 65.67 |
| 216-000-673.000 | SALE OF FIXED ASSET | 0.00 | 90,000.00 | 344.00 | 89,656.00 | 0.38 |
| 216-000-675.000 | CONTRIBUTION-PRIVATE SOURCES | 200.00 | 0.00 | 150.00 | (150.00) | 100.00 |
| 216-000-684.000 | CELL TOWER INCOME | 8,400.00 | 0.00 | 0.00 | 0.00 | 0.00 |
| Total Dept 000 | | 984,139.48 | 829,867.73 | 680,786.67 | 149,081.06 | 82.04 |
| Dept 336 - CONTRIBUTIONS | | | | | | |
| 216-336-683.000 | CONTRIBUTION - INDEPENDENCE DAY CELEBRAT | 1,000.00 | 1,000.00 | 0.00 | 1,000.00 | 0.00 |
| Total Dept 336 - CONTRIBUTIONS | | 1,000.00 | 1,000.00 | 0.00 | 1,000.00 | 0.00 |
| Dept 960 - TRANSFERS IN | | | | | | |
| 216-960-935.000 | TRANSFER IN | 250,000.00 | 0.00 | 0.00 | 0.00 | 0.00 |
| Total Dept 960 - TRANSFERS IN | | 250,000.00 | 0.00 | 0.00 | 0.00 | 0.00 |
| TOTAL REVENUES | | 1,235,139.48 | 830,867.73 | 680,786.67 | 150,081.06 | 81.94 |
| Expenditures | | | | | | |
| Dept 226 - PERSONNEL | | | | | | |
| 216-226-701.000 | SALARIES | 88,129.51 | 87,016.00 | 70,216.55 | 16,799.45 | 80.69 |
| 216-226-702.000 | SALARIES | 146,460.52 | 160,000.00 | 120,050.59 | 39,949.41 | 75.03 |
| 216-226-705.000 | ADMINISTRATIVE ASSISTANT | 2,340.23 | 5,000.00 | 2,440.69 | 2,559.31 | 48.81 |
| 216-226-708.000 | SALARIES-PART TIME | 43,823.75 | 55,000.00 | 40,633.87 | 14,366.13 | 73.88 |
| 216-226-712.000 | SALARIES - OFFICERS | 7,175.00 | 11,000.00 | 6,737.50 | 4,262.50 | 61.25 |
| 216-226-715.000 | SOCIAL SECURITY | 22,796.55 | 24,328.00 | 18,707.26 | 5,620.74 | 76.90 |
| 216-226-716.000 | HOSPITALIZATION | 25,369.30 | 24,755.00 | 17,422.36 | 7,332.64 | 70.38 |
| 216-226-717.000 | LIFE/DISB. INSURANCE | 844.92 | 1,041.00 | 740.10 | 300.90 | 71.10 |
| 216-226-718.000 | PENSION | 8,812.58 | 8,701.00 | 7,020.98 | 1,680.02 | 80.69 |
| 216-226-730.000 | MEDICAL TESTING | 885.32 | 8,000.00 | 467.00 | 7,533.00 | 5.84 |
| 216-226-731.000 | WORKERS COMP INSURANCE | 14,226.86 | 16,943.00 | 0.00 | 16,943.00 | 0.00 |
| 216-226-927.000 | ALLOCATE TO DEPARTMENTS | (64,949.00) | (64,000.00) | (55,020.00) | (8,980.00) | 85.97 |
| 216-226-957.000 | TRAINING & DEVELOPMENT | 6,649.49 | 12,000.00 | 4,886.31 | 7,113.69 | 40.72 |
| 216-226-958.000 | TRAINING WAGES | 12,864.00 | 12,000.00 | 7,155.00 | 4,845.00 | 59.63 |
| Total Dept 226 - PERSONNEL | | 315,429.03 | 361,784.00 | 241,458.21 | 120,325.79 | 66.74 |
| Dept 265 - HALL AND GROUNDS | | | | | | |
| 216-265-816.000 | GROUNDS/CLEANG/JANITORL SERVIC | 814.24 | 2,000.00 | 2,140.00 | (140.00) | 107.00 |
| 216-265-821.000 | PSB MAINT & OPS ALLOCATION | 33,310.51 | 47,000.00 | 23,629.00 | 23,371.00 | 50.27 |

User: YVETTE

DB: Northfield

PERIOD ENDING 04/30/2018

% Fiscal Year Completed: 83.29

| GL NUMBER | DESCRIPTION | END BALANCE 06/30/2017 | 2017-18 AMENDED BUDGET | YTD BALANCE 04/30/2018 | AVAILABLE BALANCE | % BDGT USED |
|-------------------------------------|-------------------------------|---------------------------|---------------------------|---------------------------|----------------------|----------------|
| Fund 216 - MEDICAL RESCUE FUND | | | | | | |
| Expenditures | | | | | | |
| Total Dept 265 - HALL AND GROUNDS | | 34,124.75 | 49,000.00 | 25,769.00 | 23,231.00 | 52.59 |
| Dept 270 - LEGAL/PROFESSIONAL | | | | | | |
| 216-270-722.000 | CONTROLLER | 6,588.69 | 6,298.00 | 4,755.94 | 1,542.06 | 75.52 |
| 216-270-802.000 | AUDIT FEES | 2,250.00 | 2,250.00 | 2,250.00 | 0.00 | 100.00 |
| 216-270-803.000 | LEGAL | 0.00 | 2,000.00 | 0.00 | 2,000.00 | 0.00 |
| Total Dept 270 - LEGAL/PROFESSIONAL | | 8,838.69 | 10,548.00 | 7,005.94 | 3,542.06 | 66.42 |
| Dept 301 - OPERATING COSTS | | | | | | |
| 216-301-727.000 | SUPPLIES | 7,364.12 | 10,000.00 | 5,084.28 | 4,915.72 | 50.84 |
| 216-301-741.000 | UNIFORMS/GEAR & ALLOWANCE | 3,993.77 | 10,000.00 | 1,882.55 | 8,117.45 | 18.83 |
| 216-301-807.000 | MEMBERSHIP DUES | 1,655.00 | 2,500.00 | 390.00 | 2,110.00 | 15.60 |
| 216-301-818.000 | CONTRACTUAL SERVICES | 1,762.33 | 2,000.00 | 1,509.82 | 490.18 | 75.49 |
| 216-301-820.000 | DISPATCH SERVICES | 12,026.04 | 10,810.00 | 9,008.20 | 1,801.80 | 83.33 |
| 216-301-850.000 | COMMUNICATION | 6,773.16 | 8,000.00 | 6,164.53 | 1,835.47 | 77.06 |
| 216-301-851.000 | POSTAGE | 1.40 | 50.00 | 14.28 | 35.72 | 28.56 |
| 216-301-900.000 | PRINTING & PUBLICATIONS | 145.79 | 500.00 | 224.64 | 275.36 | 44.93 |
| 216-301-910.000 | INSURANCE & BONDS | 35,649.00 | 36,990.00 | 0.00 | 36,990.00 | 0.00 |
| 216-301-920.000 | UTILITIES | 5,185.13 | 6,000.00 | 5,350.00 | 650.00 | 89.17 |
| 216-301-922.000 | LATE FEES AND PENALTIES | 0.00 | 0.00 | 32.97 | (32.97) | 100.00 |
| 216-301-929.000 | GRANT EXPENSE | 296,374.20 | 8,863.73 | 5,632.00 | 3,231.73 | 63.54 |
| 216-301-930.000 | REPAIRS & MAINTENANCE | 6,368.16 | 7,000.00 | 2,417.18 | 4,582.82 | 34.53 |
| 216-301-932.000 | RADIO REPAIR | 141.00 | 2,500.00 | 1,760.00 | 740.00 | 70.40 |
| 216-301-938.000 | CHARGEBACKS - PRIOR TAX YEARS | 490.55 | 297.60 | 309.77 | (12.17) | 104.09 |
| 216-301-972.000 | COMPUTER | 3,828.34 | 6,000.00 | 3,333.90 | 2,666.10 | 55.57 |
| Total Dept 301 - OPERATING COSTS | | 381,757.99 | 111,511.33 | 43,114.12 | 68,397.21 | 38.66 |
| Dept 333 - TRANSPORTATION | | | | | | |
| 216-333-860.000 | FUEL & MILEAGE | 9,254.07 | 11,000.00 | 7,404.81 | 3,595.19 | 67.32 |
| 216-333-930.000 | REPAIRS & MAINTENANCE | 28,629.47 | 30,000.00 | 18,601.00 | 11,399.00 | 62.00 |
| Total Dept 333 - TRANSPORTATION | | 37,883.54 | 41,000.00 | 26,005.81 | 14,994.19 | 63.43 |
| Dept 900 - CAPITAL OUTLAY | | | | | | |
| 216-900-970.000 | EQUIPMENT | 10,483.61 | 12,000.00 | 10,331.18 | 1,668.82 | 86.09 |
| 216-900-974.000 | VEHICLE | 64,730.30 | 470,000.00 | 0.00 | 470,000.00 | 0.00 |
| Total Dept 900 - CAPITAL OUTLAY | | 75,213.91 | 482,000.00 | 10,331.18 | 471,668.82 | 2.14 |
| Dept 905 - DEBT SERVICE | | | | | | |
| 216-905-985.000 | PSB SHARE OF BOND PMT | 84,695.24 | 90,045.00 | 0.00 | 90,045.00 | 0.00 |
| Total Dept 905 - DEBT SERVICE | | 84,695.24 | 90,045.00 | 0.00 | 90,045.00 | 0.00 |
| TOTAL EXPENDITURES | | 937,943.15 | 1,145,888.33 | 353,684.26 | 792,204.07 | 30.87 |

05/03/2018 11:59 AM

User: YVETTE

DB: Northfield

REVENUE AND EXPENDITURE REPORT FOR NORTHFIELD TOWNSHIP

Page 14/29

PERIOD ENDING 04/30/2018

% Fiscal Year Completed: 83.29

| GL NUMBER | DESCRIPTION | END BALANCE 06/30/2017 | 2017-18 AMENDED BUDGET | YTD BALANCE 04/30/2018 | AVAILABLE BALANCE | % BDGT USED |
|---------------------------------|-------------|---------------------------|---------------------------|---------------------------|----------------------|----------------|
| Fund 216 - MEDICAL RESCUE FUND | | | | | | |
| Fund 216 - MEDICAL RESCUE FUND: | | | | | | |
| TOTAL REVENUES | | 1,235,139.48 | 830,867.73 | 680,786.67 | 150,081.06 | 81.94 |
| TOTAL EXPENDITURES | | 937,943.15 | 1,145,888.33 | 353,684.26 | 792,204.07 | 30.87 |
| NET OF REVENUES & EXPENDITURES | | 297,196.33 | (315,020.60) | 327,102.41 | (642,123.01) | 103.84 |
| BEG. FUND BALANCE | | 535,761.80 | 832,958.13 | 832,958.13 | | |
| END FUND BALANCE | | 832,958.13 | 517,937.53 | 1,160,060.54 | | |

05/03/2018 11:59 AM

User: YVETTE

DB: Northfield

REVENUE AND EXPENDITURE REPORT FOR NORTHFIELD TOWNSHIP

Page 15/29

PERIOD ENDING 04/30/2018

% Fiscal Year Completed: 83.29

| GL NUMBER | DESCRIPTION | END BALANCE 06/30/2017 | 2017-18 AMENDED BUDGET | YTD BALANCE 04/30/2018 | AVAILABLE BALANCE | % BDGT USED |
|----------------------------------|---------------------------|---------------------------|---------------------------|---------------------------|----------------------|----------------|
| Fund 230 - DONATION FUND | | | | | | |
| Expenditures | | | | | | |
| Dept 301 - OPERATING COSTS | | | | | | |
| 230-301-904.000 | EVENTS/COMMUNITY PROJECTS | (474.56) | 0.00 | 0.00 | 0.00 | 0.00 |
| 230-301-905.000 | BARK PARK | 327.02 | 0.00 | 0.00 | 0.00 | 0.00 |
| Total Dept 301 - OPERATING COSTS | | (147.54) | 0.00 | 0.00 | 0.00 | 0.00 |
| TOTAL EXPENDITURES | | (147.54) | 0.00 | 0.00 | 0.00 | 0.00 |
| Fund 230 - DONATION FUND: | | | | | | |
| TOTAL REVENUES | | 0.00 | 0.00 | 0.00 | 0.00 | 0.00 |
| TOTAL EXPENDITURES | | (147.54) | 0.00 | 0.00 | 0.00 | 0.00 |
| NET OF REVENUES & EXPENDITURES | | 147.54 | 0.00 | 0.00 | 0.00 | 0.00 |
| BEG. FUND BALANCE | | 351.07 | 498.61 | 498.61 | | |
| END FUND BALANCE | | 498.61 | 498.61 | 498.61 | | |

05/03/2018 11:59 AM

User: YVETTE

DB: Northfield

REVENUE AND EXPENDITURE REPORT FOR NORTHFIELD TOWNSHIP

Page 16/29

PERIOD ENDING 04/30/2018

% Fiscal Year Completed: 83.29

| GL NUMBER | DESCRIPTION | END BALANCE 06/30/2017 | 2017-18 AMENDED BUDGET | YTD BALANCE 04/30/2018 | AVAILABLE BALANCE | % BDGT USED |
|---------------------------------------|--------------------------------|---------------------------|---------------------------|---------------------------|----------------------|----------------|
| Fund 248 - DOWNTOWN DEVELOPMENT AUTH | | | | | | |
| Expenditures | | | | | | |
| Dept 301 - OPERATING COSTS | | | | | | |
| 248-301-800.000 | OTHER PROFESSIONAL FEES | 0.00 | 5,000.00 | 0.00 | 5,000.00 | 0.00 |
| 248-301-801.000 | PLANNER FEES | 11,205.00 | 15,000.00 | 13,695.00 | 1,305.00 | 91.30 |
| 248-301-816.000 | GROUNDS/CLEANG/JANITORL SERVIC | 0.00 | 1,000.00 | 0.00 | 1,000.00 | 0.00 |
| Total Dept 301 - OPERATING COSTS | | 11,205.00 | 21,000.00 | 13,695.00 | 7,305.00 | 65.21 |
| Dept 449 - ROAD WORK | | | | | | |
| 248-449-814.000 | ROAD IMPROVEMENTS | 2,269.00 | 0.00 | 0.00 | 0.00 | 0.00 |
| Total Dept 449 - ROAD WORK | | 2,269.00 | 0.00 | 0.00 | 0.00 | 0.00 |
| Dept 900 - CAPITAL OUTLAY | | | | | | |
| 248-900-925.000 | STREETSCAPING | 3,317.11 | 500.00 | 0.00 | 500.00 | 0.00 |
| Total Dept 900 - CAPITAL OUTLAY | | 3,317.11 | 500.00 | 0.00 | 500.00 | 0.00 |
| TOTAL EXPENDITURES | | 16,791.11 | 21,500.00 | 13,695.00 | 7,805.00 | 63.70 |
| Fund 248 - DOWNTOWN DEVELOPMENT AUTH: | | | | | | |
| TOTAL REVENUES | | 0.00 | 0.00 | 0.00 | 0.00 | 0.00 |
| TOTAL EXPENDITURES | | 16,791.11 | 21,500.00 | 13,695.00 | 7,805.00 | 63.70 |
| NET OF REVENUES & EXPENDITURES | | (16,791.11) | (21,500.00) | (13,695.00) | (7,805.00) | 63.70 |
| BEG. FUND BALANCE | | 65,723.61 | 48,932.50 | 48,932.50 | | |
| END FUND BALANCE | | 48,932.50 | 27,432.50 | 35,237.50 | | |

PERIOD ENDING 04/30/2018

% Fiscal Year Completed: 83.29

| GL NUMBER | DESCRIPTION | END BALANCE 06/30/2017 | 2017-18 AMENDED BUDGET | YTD BALANCE 04/30/2018 | AVAILABLE BALANCE | % BDGT USED |
|----------------------------------|---------------------|---------------------------|---------------------------|---------------------------|----------------------|----------------|
| Fund 265 - NARCOTICS FUND | | | | | | |
| Revenues | | | | | | |
| Dept 000 | | | | | | |
| 265-000-661.000 | FORFEITURES | 66,661.00 | 58,000.00 | 0.00 | 58,000.00 | 0.00 |
| 265-000-673.000 | SALE OF FIXED ASSET | 0.00 | 15,075.00 | 15,075.00 | 0.00 | 100.00 |
| Total Dept 000 | | 66,661.00 | 73,075.00 | 15,075.00 | 58,000.00 | 20.63 |
| TOTAL REVENUES | | 66,661.00 | 73,075.00 | 15,075.00 | 58,000.00 | 20.63 |
| Expenditures | | | | | | |
| Dept 301 - OPERATING COSTS | | | | | | |
| 265-301-727.000 | SUPPLIES | 2,016.56 | 4,000.00 | 238.93 | 3,761.07 | 5.97 |
| 265-301-899.000 | FORFEITURE SHARING | 7,965.00 | 30,000.00 | 33,012.00 | (3,012.00) | 110.04 |
| 265-301-956.000 | MISCELLANEOUS | 2,229.33 | 5,000.00 | 4,848.45 | 151.55 | 96.97 |
| 265-301-972.000 | COMPUTER | 2,371.75 | 4,000.00 | 0.00 | 4,000.00 | 0.00 |
| Total Dept 301 - OPERATING COSTS | | 14,582.64 | 43,000.00 | 38,099.38 | 4,900.62 | 88.60 |
| Dept 900 - CAPITAL OUTLAY | | | | | | |
| 265-900-970.000 | EQUIPMENT | 858.00 | 15,000.00 | 0.00 | 15,000.00 | 0.00 |
| Total Dept 900 - CAPITAL OUTLAY | | 858.00 | 15,000.00 | 0.00 | 15,000.00 | 0.00 |
| TOTAL EXPENDITURES | | 15,440.64 | 58,000.00 | 38,099.38 | 19,900.62 | 65.69 |
| Fund 265 - NARCOTICS FUND: | | | | | | |
| TOTAL REVENUES | | 66,661.00 | 73,075.00 | 15,075.00 | 58,000.00 | 20.63 |
| TOTAL EXPENDITURES | | 15,440.64 | 58,000.00 | 38,099.38 | 19,900.62 | 65.69 |
| NET OF REVENUES & EXPENDITURES | | 51,220.36 | 15,075.00 | (23,024.38) | 38,099.38 | 152.73 |
| BEG. FUND BALANCE | | 94,144.14 | 145,364.50 | 145,364.50 | | |
| END FUND BALANCE | | 145,364.50 | 160,439.50 | 122,340.12 | | |

05/03/2018 11:59 AM

User: YVETTE

DB: Northfield

REVENUE AND EXPENDITURE REPORT FOR NORTHFIELD TOWNSHIP

Page 18/29

PERIOD ENDING 04/30/2018

% Fiscal Year Completed: 83.29

| GL NUMBER | DESCRIPTION | END BALANCE 06/30/2017 | 2017-18 AMENDED BUDGET | YTD BALANCE 04/30/2018 | AVAILABLE BALANCE | % BDGT USED |
|------------------------------------|------------------------------|---------------------------|---------------------------|---------------------------|----------------------|----------------|
| Fund 266 - FEDERAL NARCOTICS FUND | | | | | | |
| Revenues | | | | | | |
| Dept 000 | | | | | | |
| 266-000-661.000 | FORFEITURES | 45,690.47 | 100,000.00 | 144,005.03 | (44,005.03) | 144.01 |
| Total Dept 000 | | 45,690.47 | 100,000.00 | 144,005.03 | (44,005.03) | 144.01 |
| TOTAL REVENUES | | 45,690.47 | 100,000.00 | 144,005.03 | (44,005.03) | 144.01 |
| Expenditures | | | | | | |
| Dept 301 - OPERATING COSTS | | | | | | |
| 266-301-727.000 | SUPPLIES | 5,389.96 | 12,000.00 | 1,216.33 | 10,783.67 | 10.14 |
| 266-301-956.000 | MISCELLANEOUS | 4,655.50 | 12,000.00 | 12,273.95 | (273.95) | 102.28 |
| Total Dept 301 - OPERATING COSTS | | 10,045.46 | 24,000.00 | 13,490.28 | 10,509.72 | 56.21 |
| Dept 336 - CONTRIBUTIONS | | | | | | |
| 266-336-967.000 | CONTRIBUTION-LAW ENFORCEMENT | 35,000.00 | 35,000.00 | 0.00 | 35,000.00 | 0.00 |
| Total Dept 336 - CONTRIBUTIONS | | 35,000.00 | 35,000.00 | 0.00 | 35,000.00 | 0.00 |
| Dept 900 - CAPITAL OUTLAY | | | | | | |
| 266-900-970.000 | EQUIPMENT | 33,574.87 | 48,000.00 | 18,822.00 | 29,178.00 | 39.21 |
| 266-900-974.000 | VEHICLE | 101,672.00 | 0.00 | 0.00 | 0.00 | 0.00 |
| Total Dept 900 - CAPITAL OUTLAY | | 135,246.87 | 48,000.00 | 18,822.00 | 29,178.00 | 39.21 |
| TOTAL EXPENDITURES | | 180,292.33 | 107,000.00 | 32,312.28 | 74,687.72 | 30.20 |
| Fund 266 - FEDERAL NARCOTICS FUND: | | | | | | |
| TOTAL REVENUES | | 45,690.47 | 100,000.00 | 144,005.03 | (44,005.03) | 144.01 |
| TOTAL EXPENDITURES | | 180,292.33 | 107,000.00 | 32,312.28 | 74,687.72 | 30.20 |
| NET OF REVENUES & EXPENDITURES | | (134,601.86) | (7,000.00) | 111,692.75 | (118,692.75) | 1,595.61 |
| BEG. FUND BALANCE | | 247,753.55 | 113,151.69 | 113,151.69 | | |
| END FUND BALANCE | | 113,151.69 | 106,151.69 | 224,844.44 | | |

05/03/2018 11:59 AM

User: YVETTE

DB: Northfield

REVENUE AND EXPENDITURE REPORT FOR NORTHFIELD TOWNSHIP

Page 19/29

PERIOD ENDING 04/30/2018

% Fiscal Year Completed: 83.29

| GL NUMBER | DESCRIPTION | END BALANCE 06/30/2017 | 2017-18 AMENDED BUDGET | YTD BALANCE 04/30/2018 | AVAILABLE BALANCE | % BDGT USED |
|---|------------------------------------|---------------------------|---------------------------|---------------------------|----------------------|----------------|
| Fund 287 - BUILDING DEPARTMENT FUND | | | | | | |
| Revenues | | | | | | |
| Dept 000 | | | | | | |
| 287-000-484.000 | BUILDING PLAN REVIEW FEES | 8,149.00 | 6,960.00 | 3,370.00 | 3,590.00 | 48.42 |
| 287-000-485.000 | BUILDING PERMIT FEES | 118,052.00 | 72,870.00 | 26,747.25 | 46,122.75 | 36.71 |
| 287-000-486.000 | CONTRACTOR'S REGISTRATION | 2,700.00 | 2,500.00 | 2,020.00 | 480.00 | 80.80 |
| 287-000-488.000 | TRADE PERMIT FEES | 42,480.00 | 45,730.00 | 33,372.50 | 12,357.50 | 72.98 |
| 287-000-626.000 | COPY & FOIA INCOME | 130.09 | 0.00 | 5.00 | (5.00) | 100.00 |
| Total Dept 000 | | 171,511.09 | 128,060.00 | 65,514.75 | 62,545.25 | 51.16 |
| TOTAL REVENUES | | 171,511.09 | 128,060.00 | 65,514.75 | 62,545.25 | 51.16 |
| Expenditures | | | | | | |
| Dept 226 - PERSONNEL | | | | | | |
| 287-226-715.000 | SOCIAL SECURITY | 0.00 | 0.00 | 626.34 | (626.34) | 100.00 |
| 287-226-731.000 | WORKERS COMP INSURANCE | 480.00 | 491.00 | 0.00 | 491.00 | 0.00 |
| 287-226-927.000 | ALLOCATE TO DEPARTMENTS | 43,825.00 | 38,519.00 | 46,264.00 | (7,745.00) | 120.11 |
| Total Dept 226 - PERSONNEL | | 44,305.00 | 39,010.00 | 46,890.34 | (7,880.34) | 120.20 |
| Dept 261 - GOVERNMENT SHARED SERVICES | | | | | | |
| 287-261-725.000 | BUILDING INSPECTIONS | 24,134.91 | 27,163.00 | 12,422.16 | 14,740.84 | 45.73 |
| 287-261-737.000 | PLAN REVIEW | 0.00 | 5,800.00 | 1,976.00 | 3,824.00 | 34.07 |
| 287-261-738.000 | MISC BUILDING ADMINISTRATION | 0.00 | 3,000.00 | 350.00 | 2,650.00 | 11.67 |
| Total Dept 261 - GOVERNMENT SHARED SERVICES | | 24,134.91 | 35,963.00 | 14,748.16 | 21,214.84 | 41.01 |
| Dept 270 - LEGAL/PROFESSIONAL | | | | | | |
| 287-270-722.000 | CONTROLLER | 2,635.47 | 2,519.00 | 1,902.38 | 616.62 | 75.52 |
| 287-270-802.000 | AUDIT FEES | 900.00 | 900.00 | 900.00 | 0.00 | 100.00 |
| 287-270-823.000 | ZONING ADMINISTRATION | 778.50 | 1,000.00 | 0.00 | 1,000.00 | 0.00 |
| Total Dept 270 - LEGAL/PROFESSIONAL | | 4,313.97 | 4,419.00 | 2,802.38 | 1,616.62 | 63.42 |
| Dept 301 - OPERATING COSTS | | | | | | |
| 287-301-725.000 | ELECTRIC, PLUMB & MECH INSPECTIONS | 22,005.00 | 23,994.00 | 22,320.00 | 1,674.00 | 93.02 |
| 287-301-727.000 | SUPPLIES | 41.71 | 500.00 | 419.98 | 80.02 | 84.00 |
| 287-301-850.000 | COMMUNICATION | 439.88 | 450.00 | 406.55 | 43.45 | 90.34 |
| 287-301-910.000 | INSURANCE & BONDS | 600.00 | 900.00 | 0.00 | 900.00 | 0.00 |
| 287-301-927.000 | ALLOCATE TO DEPARTMENTS | 3,690.00 | 4,200.00 | 1,338.00 | 2,862.00 | 31.86 |
| Total Dept 301 - OPERATING COSTS | | 26,776.59 | 30,044.00 | 24,484.53 | 5,559.47 | 81.50 |
| TOTAL EXPENDITURES | | 99,530.47 | 109,436.00 | 88,925.41 | 20,510.59 | 81.26 |
| Fund 287 - BUILDING DEPARTMENT FUND: | | | | | | |
| TOTAL REVENUES | | 171,511.09 | 128,060.00 | 65,514.75 | 62,545.25 | 51.16 |
| TOTAL EXPENDITURES | | 99,530.47 | 109,436.00 | 88,925.41 | 20,510.59 | 81.26 |
| NET OF REVENUES & EXPENDITURES | | 71,980.62 | 18,624.00 | (23,410.66) | 42,034.66 | 125.70 |
| BEG. FUND BALANCE | | 99,345.51 | 171,326.13 | 171,326.13 | | |

05/03/2018 11:59 AM

User: YVETTE

DB: Northfield

REVENUE AND EXPENDITURE REPORT FOR NORTHFIELD TOWNSHIP

Page 20/29

PERIOD ENDING 04/30/2018

% Fiscal Year Completed: 83.29

| GL NUMBER | DESCRIPTION | END BALANCE 06/30/2017 | 2017-18 AMENDED BUDGET | YTD BALANCE 04/30/2018 | AVAILABLE BALANCE | % BDGT USED |
|-------------------------------------|-------------|---------------------------|---------------------------|---------------------------|----------------------|----------------|
| Fund 287 - BUILDING DEPARTMENT FUND | | | | | | |
| END FUND BALANCE | | 171,326.13 | 189,950.13 | 147,915.47 | | |

05/03/2018 11:59 AM

User: YVETTE
DB: Northfield

REVENUE AND EXPENDITURE REPORT FOR NORTHFIELD TOWNSHIP

Page 21/29

PERIOD ENDING 04/30/2018
% Fiscal Year Completed: 83.29

| GL NUMBER | DESCRIPTION | END BALANCE 06/30/2017 | 2017-18 AMENDED BUDGET | YTD BALANCE 04/30/2018 | AVAILABLE BALANCE | % BDGT USED |
|---------------------------------|-----------------------------|---------------------------|---------------------------|---------------------------|----------------------|----------------|
| Fund 369 - BLDG AUTH DEBT FUND | | | | | | |
| Revenues | | | | | | |
| Dept 000 | | | | | | |
| 369-000-685.000 | FUNDS XFER FOR 3.5 BOND PMT | 254,085.76 | 276,354.00 | 0.00 | 276,354.00 | 0.00 |
| Total Dept 000 | | 254,085.76 | 276,354.00 | 0.00 | 276,354.00 | 0.00 |
| TOTAL REVENUES | | 254,085.76 | 276,354.00 | 0.00 | 276,354.00 | 0.00 |
| Expenditures | | | | | | |
| Dept 905 - DEBT SERVICE | | | | | | |
| 369-905-942.000 | 3 M BOND BLDG AUTH | 215,296.50 | 236,404.00 | 236,404.00 | 0.00 | 100.00 |
| 369-905-987.000 | INTEREST 3 M BOND | 38,789.26 | 39,950.00 | 39,950.00 | 0.00 | 100.00 |
| Total Dept 905 - DEBT SERVICE | | 254,085.76 | 276,354.00 | 276,354.00 | 0.00 | 100.00 |
| TOTAL EXPENDITURES | | 254,085.76 | 276,354.00 | 276,354.00 | 0.00 | 100.00 |
| Fund 369 - BLDG AUTH DEBT FUND: | | | | | | |
| TOTAL REVENUES | | 254,085.76 | 276,354.00 | 0.00 | 276,354.00 | 0.00 |
| TOTAL EXPENDITURES | | 254,085.76 | 276,354.00 | 276,354.00 | 0.00 | 100.00 |
| NET OF REVENUES & EXPENDITURES | | 0.00 | 0.00 | (276,354.00) | 276,354.00 | 100.00 |
| BEG. FUND BALANCE | | | | | | |
| END FUND BALANCE | | | | (276,354.00) | | |

User: YVETTE

DB: Northfield

PERIOD ENDING 04/30/2018

% Fiscal Year Completed: 83.29

| GL NUMBER | DESCRIPTION | END BALANCE 06/30/2017 | 2017-18 AMENDED BUDGET | YTD BALANCE 04/30/2018 | AVAILABLE BALANCE | % BDGT USED |
|--|-------------------------------|---------------------------|---------------------------|---------------------------|----------------------|----------------|
| Fund 370 - PUBLIC SAFETY BLDG DEBT FD | | | | | | |
| Revenues | | | | | | |
| Dept 000 | | | | | | |
| 370-000-402.000 | CURRENT PROPERTY TAX | 264,676.69 | 279,728.00 | 264,842.09 | 14,885.91 | 94.68 |
| 370-000-441.000 | STATE REVENUE SHARING - LCSA | 4,887.87 | 4,888.00 | 2,664.60 | 2,223.40 | 54.51 |
| 370-000-445.000 | PENALTY & INTEREST ON TAXES | 88.51 | 100.00 | 39.42 | 60.58 | 39.42 |
| 370-000-588.000 | CONTRIBUTION OTHER FUND(S) | 99,930.18 | 140,000.00 | 70,888.00 | 69,112.00 | 50.63 |
| Total Dept 000 | | 369,583.25 | 424,716.00 | 338,434.11 | 86,281.89 | 79.68 |
| TOTAL REVENUES | | 369,583.25 | 424,716.00 | 338,434.11 | 86,281.89 | 79.68 |
| Expenditures | | | | | | |
| Dept 301 - OPERATING COSTS | | | | | | |
| 370-301-727.000 | SUPPLIES | 1,057.18 | 1,500.00 | 721.31 | 778.69 | 48.09 |
| 370-301-816.000 | GROUPS/CLEANG/JANITORL SERVIC | 9,941.87 | 12,000.00 | 9,565.00 | 2,435.00 | 79.71 |
| 370-301-818.000 | CONTRACTUAL SERVICES | 6,727.90 | 10,000.00 | 5,801.10 | 4,198.90 | 58.01 |
| 370-301-850.000 | COMMUNICATION | 5,814.48 | 7,000.00 | 5,638.09 | 1,361.91 | 80.54 |
| 370-301-910.000 | INSURANCE & BONDS | 7,462.00 | 7,795.00 | 0.00 | 7,795.00 | 0.00 |
| 370-301-920.000 | UTILITIES | 63,207.39 | 68,000.00 | 30,871.45 | 37,128.55 | 45.40 |
| 370-301-930.000 | REPAIRS & MAINTENANCE | 15,175.98 | 30,000.00 | 20,823.10 | 9,176.90 | 69.41 |
| 370-301-938.000 | CHARGEBACKS - PRIOR TAX YEARS | 213.12 | 2,000.00 | 133.26 | 1,866.74 | 6.66 |
| Total Dept 301 - OPERATING COSTS | | 109,599.92 | 138,295.00 | 73,553.31 | 64,741.69 | 53.19 |
| Dept 905 - DEBT SERVICE | | | | | | |
| 370-905-945.000 | 3.8 M PSB BOND | 230,000.00 | 250,000.00 | 250,000.00 | 0.00 | 100.00 |
| 370-905-994.000 | INTEREST 3.8 BOND PSB | 35,164.15 | 29,728.00 | 29,727.50 | 0.50 | 100.00 |
| Total Dept 905 - DEBT SERVICE | | 265,164.15 | 279,728.00 | 279,727.50 | 0.50 | 100.00 |
| TOTAL EXPENDITURES | | 374,764.07 | 418,023.00 | 353,280.81 | 64,742.19 | 84.51 |
| Fund 370 - PUBLIC SAFETY BLDG DEBT FD: | | | | | | |
| TOTAL REVENUES | | 369,583.25 | 424,716.00 | 338,434.11 | 86,281.89 | 79.68 |
| TOTAL EXPENDITURES | | 374,764.07 | 418,023.00 | 353,280.81 | 64,742.19 | 84.51 |
| NET OF REVENUES & EXPENDITURES | | (5,180.82) | 6,693.00 | (14,846.70) | 21,539.70 | 221.82 |
| BEG. FUND BALANCE | | 6,922.34 | 1,741.52 | 1,741.52 | | |
| END FUND BALANCE | | 1,741.52 | 8,434.52 | (13,105.18) | | |

User: YVETTE

DB: Northfield

PERIOD ENDING 04/30/2018

% Fiscal Year Completed: 83.29

| GL NUMBER | DESCRIPTION | END BALANCE 06/30/2017 | 2017-18 AMENDED BUDGET | YTD BALANCE 04/30/2018 | AVAILABLE BALANCE | % BDGT USED |
|--------------------------------------|-----------------------------|---------------------------|---------------------------|---------------------------|----------------------|----------------|
| Fund 571 - WASTEWATER TREATMENT FUND | | | | | | |
| Revenues | | | | | | |
| Dept 000 | | | | | | |
| 571-000-445.000 | PENALTY & INTEREST ON TAXES | 5.06 | 0.00 | 2.48 | (2.48) | 100.00 |
| 571-000-500.000 | TAP-IN FEES | 28,400.00 | 19,046.00 | 19,046.00 | 0.00 | 100.00 |
| 571-000-590.000 | GRANT INCOME | 0.00 | 0.00 | 116,519.34 | (116,519.34) | 100.00 |
| 571-000-651.000 | USAGE FEES | 1,356,181.43 | 1,365,000.00 | 1,021,496.71 | 343,503.29 | 74.83 |
| 571-000-665.000 | INTEREST INCOME | 1,472.93 | 1,500.00 | 74.00 | 1,426.00 | 4.93 |
| 571-000-671.000 | REIMBURSEMENT/OTHER INCOME | 5,584.29 | 1,800.00 | 4,665.30 | (2,865.30) | 259.18 |
| 571-000-672.000 | SAD INTEREST | 54.68 | 45.00 | 0.00 | 45.00 | 0.00 |
| 571-000-673.000 | SALE OF FIXED ASSET | 0.00 | 2,565.00 | 2,565.00 | 0.00 | 100.00 |
| Total Dept 000 | | 1,391,698.39 | 1,389,956.00 | 1,164,368.83 | 225,587.17 | 83.77 |
| TOTAL REVENUES | | 1,391,698.39 | 1,389,956.00 | 1,164,368.83 | 225,587.17 | 83.77 |
| Expenditures | | | | | | |
| Dept 226 - PERSONNEL | | | | | | |
| 571-226-701.000 | SALARIES | 75,252.33 | 64,890.00 | 52,337.91 | 12,552.09 | 80.66 |
| 571-226-702.000 | SALARIES | 201,352.80 | 197,501.00 | 146,435.32 | 51,065.68 | 74.14 |
| 571-226-711.000 | SALARIES-OVERTIME | 5,578.67 | 18,540.00 | 10,557.94 | 7,982.06 | 56.95 |
| 571-226-715.000 | SOCIAL SECURITY | 21,444.66 | 22,310.00 | 16,068.14 | 6,241.86 | 72.02 |
| 571-226-716.000 | HOSPITALIZATION | 97,286.80 | 100,055.00 | 75,951.95 | 24,103.05 | 75.91 |
| 571-226-717.000 | LIFE/DISB. INSURANCE | 2,929.05 | 3,447.00 | 2,553.06 | 893.94 | 74.07 |
| 571-226-718.000 | PENSION | 25,198.50 | 28,093.00 | 18,008.92 | 10,084.08 | 64.10 |
| 571-226-720.000 | BANKED PTO | 14,441.21 | 0.00 | 0.00 | 0.00 | 0.00 |
| 571-226-731.000 | WORKERS COMP INSURANCE | 5,898.70 | 6,616.00 | 0.00 | 6,616.00 | 0.00 |
| 571-226-957.000 | TRAINING & DEVELOPMENT | 630.00 | 3,500.00 | 3,849.00 | (349.00) | 109.97 |
| Total Dept 226 - PERSONNEL | | 450,012.72 | 444,952.00 | 325,762.24 | 119,189.76 | 73.21 |
| Dept 270 - LEGAL/PROFESSIONAL | | | | | | |
| 571-270-722.000 | CONTROLLER | 18,448.30 | 17,633.00 | 13,316.63 | 4,316.37 | 75.52 |
| 571-270-802.000 | AUDIT FEES | 6,300.00 | 6,300.00 | 6,300.00 | 0.00 | 100.00 |
| 571-270-803.000 | LEGAL | 0.00 | 500.00 | 0.00 | 500.00 | 0.00 |
| 571-270-806.000 | ENGINEER | 24,323.67 | 30,000.00 | 7,308.56 | 22,691.44 | 24.36 |
| Total Dept 270 - LEGAL/PROFESSIONAL | | 49,071.97 | 54,433.00 | 26,925.19 | 27,507.81 | 49.46 |
| Dept 301 - OPERATING COSTS | | | | | | |
| 571-301-727.000 | SUPPLIES | 1,562.79 | 2,500.00 | 982.98 | 1,517.02 | 39.32 |
| 571-301-740.000 | OPERATING SUPPLIES | 49,132.16 | 55,000.00 | 37,486.90 | 17,513.10 | 68.16 |
| 571-301-741.000 | UNIFORMS/GEAR & ALLOWANCE | 2,413.26 | 3,000.00 | 1,068.88 | 1,931.12 | 35.63 |
| 571-301-807.000 | MEMBERSHIP DUES | 0.00 | 1,000.00 | 880.00 | 120.00 | 88.00 |
| 571-301-817.000 | LAB & TESTING | 3,874.00 | 7,000.00 | 4,436.00 | 2,564.00 | 63.37 |
| 571-301-819.000 | COLLECTION SYS ANNUAL MAINT | 42,160.17 | 55,000.00 | 37,152.29 | 17,847.71 | 67.55 |
| 571-301-825.000 | SEWER ADMINISTRATION FEES | 37,500.00 | 37,500.00 | 0.00 | 37,500.00 | 0.00 |
| 571-301-850.000 | COMMUNICATION | 4,945.81 | 6,000.00 | 4,414.30 | 1,585.70 | 73.57 |
| 571-301-851.000 | POSTAGE | 3,570.32 | 3,000.00 | 2,667.18 | 332.82 | 88.91 |
| 571-301-900.000 | PRINTING & PUBLICATIONS | 15.00 | 200.00 | 0.00 | 200.00 | 0.00 |
| 571-301-907.000 | Refunds and Rebates | 0.00 | 0.00 | 2,469.33 | (2,469.33) | 100.00 |
| 571-301-910.000 | INSURANCE & BONDS | 24,272.00 | 25,350.00 | 0.00 | 25,350.00 | 0.00 |
| 571-301-920.000 | UTILITIES | 118,764.23 | 100,000.00 | 45,465.86 | 54,534.14 | 45.47 |
| 571-301-929.000 | GRANT EXPENSE | 0.00 | 0.00 | 24,250.08 | (24,250.08) | 100.00 |
| 571-301-930.000 | REPAIRS & MAINTENANCE | 72,566.53 | 110,000.00 | 31,004.64 | 78,995.36 | 28.19 |
| 571-301-940.000 | RENTAL EQUIPMENT | 1,246.80 | 1,000.00 | 1,312.24 | (312.24) | 131.22 |

05/03/2018 11:59 AM

User: YVETTE

DB: Northfield

REVENUE AND EXPENDITURE REPORT FOR NORTHFIELD TOWNSHIP

Page 24/29

PERIOD ENDING 04/30/2018

% Fiscal Year Completed: 83.29

| GL NUMBER | DESCRIPTION | END BALANCE 06/30/2017 | 2017-18 AMENDED BUDGET | YTD BALANCE 04/30/2018 | AVAILABLE BALANCE | % BDGT USED |
|--|-------------------------|---------------------------|---------------------------|---------------------------|----------------------|----------------|
| Fund 571 - WASTEWATER TREATMENT FUND | | | | | | |
| Expenditures | | | | | | |
| 571-301-950.000 | LAND LEASING | 0.00 | 260.00 | 0.00 | 260.00 | 0.00 |
| 571-301-956.000 | MISCELLANEOUS | 0.00 | 0.00 | 10.00 | (10.00) | 100.00 |
| 571-301-968.000 | DEPRECIATION EXPENSE | 256,704.00 | 245,652.00 | 0.00 | 245,652.00 | 0.00 |
| Total Dept 301 - OPERATING COSTS | | 618,727.07 | 652,462.00 | 193,600.68 | 458,861.32 | 29.67 |
| Dept 333 - TRANSPORTATION | | | | | | |
| 571-333-860.000 | FUEL & MILEAGE | 4,022.38 | 7,000.00 | 2,094.22 | 4,905.78 | 29.92 |
| 571-333-930.000 | REPAIRS & MAINTENANCE | 198.84 | 1,500.00 | 0.00 | 1,500.00 | 0.00 |
| Total Dept 333 - TRANSPORTATION | | 4,221.22 | 8,500.00 | 2,094.22 | 6,405.78 | 24.64 |
| Dept 528 - O & M - BOND & INTEREST | | | | | | |
| 571-528-954.000 | AGENT FEES | 648.13 | 700.00 | 549.00 | 151.00 | 78.43 |
| 571-528-989.000 | INTEREST 1992 BOND | 12,238.76 | 10,520.00 | 10,518.76 | 1.24 | 99.99 |
| 571-528-995.000 | DEBT SERVICE - INTEREST | 9,805.12 | 0.00 | 0.00 | 0.00 | 0.00 |
| Total Dept 528 - O & M - BOND & INTEREST | | 22,692.01 | 11,220.00 | 11,067.76 | 152.24 | 98.64 |
| Dept 900 - CAPITAL OUTLAY | | | | | | |
| 571-900-970.000 | EQUIPMENT | 59,654.00 | 110,000.00 | 70,987.00 | 39,013.00 | 64.53 |
| Total Dept 900 - CAPITAL OUTLAY | | 59,654.00 | 110,000.00 | 70,987.00 | 39,013.00 | 64.53 |
| TOTAL EXPENDITURES | | 1,204,378.99 | 1,281,567.00 | 630,437.09 | 651,129.91 | 49.19 |
| Fund 571 - WASTEWATER TREATMENT FUND: | | | | | | |
| TOTAL REVENUES | | 1,391,698.39 | 1,389,956.00 | 1,164,368.83 | 225,587.17 | 83.77 |
| TOTAL EXPENDITURES | | 1,204,378.99 | 1,281,567.00 | 630,437.09 | 651,129.91 | 49.19 |
| NET OF REVENUES & EXPENDITURES | | 187,319.40 | 108,389.00 | 533,931.74 | (425,542.74) | 492.61 |
| BEG. FUND BALANCE | | 6,552,701.71 | 6,740,021.11 | 6,740,021.11 | | |
| END FUND BALANCE | | 6,740,021.11 | 6,848,410.11 | 7,273,952.85 | | |

05/03/2018 11:59 AM

User: YVETTE

DB: Northfield

REVENUE AND EXPENDITURE REPORT FOR NORTHFIELD TOWNSHIP

Page 25/29

PERIOD ENDING 04/30/2018

% Fiscal Year Completed: 83.29

| GL NUMBER | DESCRIPTION | END BALANCE 06/30/2017 | 2017-18 AMENDED BUDGET | YTD BALANCE 04/30/2018 | AVAILABLE BALANCE | % BDGT USED |
|--------------------------------|-----------------------------|---------------------------|---------------------------|---------------------------|----------------------|----------------|
| Fund 703 - TAX FUND | | | | | | |
| Revenues | | | | | | |
| Dept 253 - TREASURER | | | | | | |
| 703-253-402.000 | CURRENT PROPERTY TAX | 0.00 | 0.00 | 14,542,366.55 | (14,542,366.55) | 100.00 |
| 703-253-445.000 | PENALTY & INTEREST ON TAXES | 0.00 | 0.00 | 11,809.98 | (11,809.98) | 100.00 |
| Total Dept 253 - TREASURER | | 0.00 | 0.00 | 14,554,176.53 | (14,554,176.53) | 100.00 |
| TOTAL REVENUES | | 0.00 | 0.00 | 14,554,176.53 | (14,554,176.53) | 100.00 |
| Expenditures | | | | | | |
| Dept 000 | | | | | | |
| 703-000-922.000 | LATE FEES AND PENALTIES | 0.00 | 0.00 | 20.00 | (20.00) | 100.00 |
| Total Dept 000 | | 0.00 | 0.00 | 20.00 | (20.00) | 100.00 |
| Dept 253 - TREASURER | | | | | | |
| 703-253-962.000 | TAX DISBURSEMENTS | 0.00 | 0.00 | 14,542,497.70 | (14,542,497.70) | 100.00 |
| 703-253-981.000 | TAX INTEREST PMTS | 0.00 | 0.00 | 11,667.84 | (11,667.84) | 100.00 |
| Total Dept 253 - TREASURER | | 0.00 | 0.00 | 14,554,165.54 | (14,554,165.54) | 100.00 |
| TOTAL EXPENDITURES | | 0.00 | 0.00 | 14,554,185.54 | (14,554,185.54) | 100.00 |
| Fund 703 - TAX FUND: | | | | | | |
| TOTAL REVENUES | | 0.00 | 0.00 | 14,554,176.53 | (14,554,176.53) | 100.00 |
| TOTAL EXPENDITURES | | 0.00 | 0.00 | 14,554,185.54 | (14,554,185.54) | 100.00 |
| NET OF REVENUES & EXPENDITURES | | 0.00 | 0.00 | (9.01) | 9.01 | 100.00 |
| BEG. FUND BALANCE | | | | | | |
| END FUND BALANCE | | | | (9.01) | | |

05/03/2018 11:59 AM

User: YVETTE

DB: Northfield

REVENUE AND EXPENDITURE REPORT FOR NORTHFIELD TOWNSHIP

Page 26/29

PERIOD ENDING 04/30/2018

% Fiscal Year Completed: 83.29

| GL NUMBER | DESCRIPTION | END BALANCE 06/30/2017 | 2017-18 AMENDED BUDGET | YTD BALANCE 04/30/2018 | AVAILABLE BALANCE | % BDGT USED |
|---------------------------------------|-------------------------|---------------------------|---------------------------|---------------------------|----------------------|----------------|
| Fund 815 - DIST # 5 SEVEN MILE SEWER | | | | | | |
| Revenues | | | | | | |
| Dept 000 | | | | | | |
| 815-000-665.000 | INTEREST INCOME | 185.31 | 150.00 | 27.10 | 122.90 | 18.07 |
| 815-000-672.000 | SAD INTEREST | 7,254.80 | 6,218.00 | 169.49 | 6,048.51 | 2.73 |
| Total Dept 000 | | 7,440.11 | 6,368.00 | 196.59 | 6,171.41 | 3.09 |
| TOTAL REVENUES | | 7,440.11 | 6,368.00 | 196.59 | 6,171.41 | 3.09 |
| Expenditures | | | | | | |
| Dept 301 - OPERATING COSTS | | | | | | |
| 815-301-968.000 | DEPRECIATION EXPENSE | 17,519.00 | 17,519.00 | 0.00 | 17,519.00 | 0.00 |
| Total Dept 301 - OPERATING COSTS | | 17,519.00 | 17,519.00 | 0.00 | 17,519.00 | 0.00 |
| Dept 905 - DEBT SERVICE | | | | | | |
| 815-905-995.000 | DEBT SERVICE - INTEREST | 7,153.24 | 6,220.00 | 6,220.00 | 0.00 | 100.00 |
| Total Dept 905 - DEBT SERVICE | | 7,153.24 | 6,220.00 | 6,220.00 | 0.00 | 100.00 |
| TOTAL EXPENDITURES | | 24,672.24 | 23,739.00 | 6,220.00 | 17,519.00 | 26.20 |
| Fund 815 - DIST # 5 SEVEN MILE SEWER: | | | | | | |
| TOTAL REVENUES | | 7,440.11 | 6,368.00 | 196.59 | 6,171.41 | 3.09 |
| TOTAL EXPENDITURES | | 24,672.24 | 23,739.00 | 6,220.00 | 17,519.00 | 26.20 |
| NET OF REVENUES & EXPENDITURES | | (17,232.13) | (17,371.00) | (6,023.41) | (11,347.59) | 34.68 |
| BEG. FUND BALANCE | | 581,988.33 | 564,756.20 | 564,756.20 | | |
| END FUND BALANCE | | 564,756.20 | 547,385.20 | 558,732.79 | | |

05/03/2018 11:59 AM

User: YVETTE

DB: Northfield

REVENUE AND EXPENDITURE REPORT FOR NORTHFIELD TOWNSHIP

Page 27/29

PERIOD ENDING 04/30/2018

% Fiscal Year Completed: 83.29

| GL NUMBER | DESCRIPTION | END BALANCE 06/30/2017 | 2017-18 AMENDED BUDGET | YTD BALANCE 04/30/2018 | AVAILABLE BALANCE | % BDGT USED |
|--|--------------------------------|---------------------------|---------------------------|---------------------------|----------------------|----------------|
| Fund 825 - WHITMORE LAKE SEWER DISTRICT | | | | | | |
| Revenues | | | | | | |
| Dept 000 | | | | | | |
| 825-000-445.000 | PENALTY & INTEREST ON TAXES | 55.90 | 0.00 | 14.41 | (14.41) | 100.00 |
| 825-000-672.000 | SAD INTEREST | 38,000.02 | 36,000.00 | 1,055.58 | 34,944.42 | 2.93 |
| Total Dept 000 | | 38,055.92 | 36,000.00 | 1,069.99 | 34,930.01 | 2.97 |
| TOTAL REVENUES | | 38,055.92 | 36,000.00 | 1,069.99 | 34,930.01 | 2.97 |
| Expenditures | | | | | | |
| Dept 301 - OPERATING COSTS | | | | | | |
| 825-301-968.000 | DEPRECIATION EXPENSE | 1,328.00 | 12,000.00 | 0.00 | 12,000.00 | 0.00 |
| Total Dept 301 - OPERATING COSTS | | 1,328.00 | 12,000.00 | 0.00 | 12,000.00 | 0.00 |
| Dept 905 - DEBT SERVICE | | | | | | |
| 825-905-954.000 | AGENT FEES | 500.00 | 500.00 | 500.00 | 0.00 | 100.00 |
| 825-905-986.000 | INTEREST EXPENSE - WL SAD BOND | 26,137.03 | 22,394.00 | 22,393.78 | 0.22 | 100.00 |
| Total Dept 905 - DEBT SERVICE | | 26,637.03 | 22,894.00 | 22,893.78 | 0.22 | 100.00 |
| TOTAL EXPENDITURES | | 27,965.03 | 34,894.00 | 22,893.78 | 12,000.22 | 65.61 |
| Fund 825 - WHITMORE LAKE SEWER DISTRICT: | | | | | | |
| TOTAL REVENUES | | 38,055.92 | 36,000.00 | 1,069.99 | 34,930.01 | 2.97 |
| TOTAL EXPENDITURES | | 27,965.03 | 34,894.00 | 22,893.78 | 12,000.22 | 65.61 |
| NET OF REVENUES & EXPENDITURES | | 10,090.89 | 1,106.00 | (21,823.79) | 22,929.79 | 1,973.22 |
| BEG. FUND BALANCE | | 756,488.03 | 766,578.92 | 766,578.92 | | |
| END FUND BALANCE | | 766,578.92 | 767,684.92 | 744,755.13 | | |

REVENUE AND EXPENDITURE REPORT FOR NORTHFIELD TOWNSHIP

PERIOD ENDING 04/30/2018

% Fiscal Year Completed: 83.29

| GL NUMBER | DESCRIPTION | END BALANCE 06/30/2017 | 2017-18 AMENDED BUDGET | YTD BALANCE 04/30/2018 | AVAILABLE BALANCE | % BDGT USED |
|----------------------------------|----------------------|---------------------------|---------------------------|---------------------------|----------------------|----------------|
| Fund 890 - N.T. SEWER DISTRICT | | | | | | |
| Revenues | | | | | | |
| Dept 000 | | | | | | |
| 890-000-665.000 | INTEREST INCOME | 916.61 | 750.00 | 49.80 | 700.20 | 6.64 |
| 890-000-672.000 | SAD INTEREST | 27,259.06 | 17,902.00 | 333.02 | 17,568.98 | 1.86 |
| Total Dept 000 | | 28,175.67 | 18,652.00 | 382.82 | 18,269.18 | 2.05 |
| TOTAL REVENUES | | 28,175.67 | 18,652.00 | 382.82 | 18,269.18 | 2.05 |
| Expenditures | | | | | | |
| Dept 301 - OPERATING COSTS | | | | | | |
| 890-301-968.000 | DEPRECIATION EXPENSE | 74,187.00 | 74,187.00 | 0.00 | 74,187.00 | 0.00 |
| Total Dept 301 - OPERATING COSTS | | 74,187.00 | 74,187.00 | 0.00 | 74,187.00 | 0.00 |
| Dept 905 - DEBT SERVICE | | | | | | |
| 890-905-954.000 | AGENT FEES | 414.37 | 63.38 | 351.00 | (287.62) | 553.80 |
| 890-905-998.000 | INTEREST NT BOND | 7,194.88 | 0.00 | 0.00 | 0.00 | 0.00 |
| Total Dept 905 - DEBT SERVICE | | 7,609.25 | 63.38 | 351.00 | (287.62) | 553.80 |
| TOTAL EXPENDITURES | | 81,796.25 | 74,250.38 | 351.00 | 73,899.38 | 0.47 |
| Fund 890 - N.T. SEWER DISTRICT: | | | | | | |
| TOTAL REVENUES | | 28,175.67 | 18,652.00 | 382.82 | 18,269.18 | 2.05 |
| TOTAL EXPENDITURES | | 81,796.25 | 74,250.38 | 351.00 | 73,899.38 | 0.47 |
| NET OF REVENUES & EXPENDITURES | | (53,620.58) | (55,598.38) | 31.82 | (55,630.20) | 0.06 |
| BEG. FUND BALANCE | | 2,931,759.44 | 2,878,138.86 | 2,878,138.86 | | |
| END FUND BALANCE | | 2,878,138.86 | 2,822,540.48 | 2,878,170.68 | | |

05/03/2018 11:59 AM

User: YVETTE

DB: Northfield

REVENUE AND EXPENDITURE REPORT FOR NORTHFIELD TOWNSHIP

Page 29/29

PERIOD ENDING 04/30/2018

% Fiscal Year Completed: 83.29

| GL NUMBER | DESCRIPTION | END BALANCE 06/30/2017 | 2017-18 AMENDED BUDGET | YTD BALANCE 04/30/2018 | AVAILABLE BALANCE | % BDGT USED |
|-------------------------------------|-----------------------------|---------------------------|---------------------------|---------------------------|----------------------|----------------|
| Fund 955 - FIRE TRUCK BOND MILLAGE | | | | | | |
| Revenues | | | | | | |
| Dept 000 | | | | | | |
| 955-000-445.000 | PENALTY & INTEREST ON TAXES | 580.44 | 0.00 | 0.00 | 0.00 | 0.00 |
| Total Dept 000 | | 580.44 | 0.00 | 0.00 | 0.00 | 0.00 |
| TOTAL REVENUES | | 580.44 | 0.00 | 0.00 | 0.00 | 0.00 |
| Fund 955 - FIRE TRUCK BOND MILLAGE: | | | | | | |
| TOTAL REVENUES | | 580.44 | 0.00 | 0.00 | 0.00 | 0.00 |
| TOTAL EXPENDITURES | | 0.00 | 0.00 | 0.00 | 0.00 | 0.00 |
| NET OF REVENUES & EXPENDITURES | | 580.44 | 0.00 | 0.00 | 0.00 | 0.00 |
| BEG. FUND BALANCE | | (580.44) | | | | |
| END FUND BALANCE | | | | | | |
| | | | | | | |
| TOTAL REVENUES - ALL FUNDS | | 6,593,648.74 | 6,522,029.73 | 19,590,622.94 | (13,068,593.21) | 300.38 |
| TOTAL EXPENDITURES - ALL FUNDS | | 6,990,600.79 | 6,557,653.92 | 18,526,665.10 | (11,969,011.18) | 282.52 |
| NET OF REVENUES & EXPENDITURES | | (396,952.05) | (35,624.19) | 1,063,957.84 | (1,099,582.03) | 2,986.62 |
| BEG. FUND BALANCE - ALL FUNDS | | 13,975,983.61 | 13,579,031.56 | 13,579,031.56 | | |
| END FUND BALANCE - ALL FUNDS | | 13,579,031.56 | 13,543,407.37 | 14,642,989.40 | | |

FUND BALANCE REPORT
Fund 101: GENERAL FUND
2017-2018 FISCAL YEAR
AS OF 4/30/18

| DESCRIPTION | 2015-16 ACTIVITY | 2016-17 AMENDED BUDGET | 2016-17 ACTIVITY THRU 06/30/17 | 2017-18 AMENDED BUDGET | 2017-18 ACTIVITY THRU 4/30/18 |
|---|---------------------|------------------------------|--------------------------------------|------------------------------|-------------------------------------|
| TOTAL ESTIMATED REVENUES | 1,298,501 | 1,289,475 | 1,387,068 | 1,567,877 | 1,111,071 |
| TOTAL APPROPRIATIONS | 1,245,166 | 2,026,556 | 2,201,219 | 1,390,461 | 927,760 |
| NET OF REVENUES/APPROPRIATIONS - FUND 101 | 53,335 | (737,081) | (814,151) | 177,416 | 183,311 |
| BEGINNING FUND BALANCE | 1,550,163 | 1,603,499 | 1,603,499 | 789,348 | 789,348 |
| ENDING FUND BALANCE | 1,603,498 | 866,418 | 789,348 | 966,764 | 972,659 |
| | Fund Bal % 129% | Fund Bal % 43% | Fund Bal % 36% | Fund Bal % 70% | Fund Bal % 105% |

*Fund Balance % = Ending Fund Balance as a Percentage of Total Appropriations

Supervisor's Report

From: Marlene Chockley

Date: May 3, 2018

Points of Information

The Michigan Townships Association Conference was a very valuable event. I was able to discuss several key township issues with other township officials, instructors and vendors who were there. I brought back the write ups for many of the presentations that I thought would be useful to the board and put them in your mailboxes.

One of the sessions I attended was on strategic planning. The instructor stressed that the role of the board is to take a broad policy level view of the township and plan for its future. I hope that this board will use this planning tool in advance of the significant decisions we need to make affecting the long term stability and economic viability of the township.

I look forward to sharing other areas of interest in the days ahead.

Downtown Development Authority – April 23

The DDA discussed 75 Barker with representatives of Kiwanis. A motion was made to have our building official, Kurt Weiland, assess the building for the improvements that would be necessary to make it usable for office and retail. Also, the Authority is asking the Board to recognize the Parks and Recreation Board to manage the North Village Park including the waterfront. They also allocated funds for planting flowers in the pots along Main Street by Carolyn Otterman's third grade class who will help plant them and beautify the downtown as they learn about volunteerism and botany.

Washtenaw Urban County Executive Committee – May 2

The Committee reviewed and adopted the 5-year Consolidated Plan for the use of HUD funds. It is scheduled for one more public hearing on July 11 and a final review and vote from the Washtenaw County Board of Commissioners after receiving the final allocation information this summer. If you are interested in reading the plan, you can access it at this link:

<https://www.washtenaw.org/ArchiveCenter/ViewFile/Item/830>

Respectfully submitted,

Marlene Chockley

Township Manager's Report prepared by Steve Aynes for the May 8, 2018 Board Meeting

Budget Process and Capital Improvement Plans

The Township Controller has prepared budget sheets for the Fiscal Year 2018-19 Budget. I am working with Township employees and consultants on preparing a draft Budget and Capital Improvement Plan for review with the Board. My goal is to give the Board a Draft Budget and Capital Improvement Plan by Friday, June 1, 2018.

The initial draft budget could then be reviewed with the Board at the June 12 Board Meeting. The final draft, public hearings, and the adoption of the 2018-19 FY Budget are planned for June 26. The Budget year begins July 1, 2018. The 5 year capital Improvement Plan would also be reviewed and adopted.

Employee Performance Reviews

I am currently conducting reviews of each employee under my supervision. This should be done annually and include setting goals for the employee to accomplish during the coming year.

Previously the Board conducted reviews of the performance of the Public Safety Director and the Township Manager. These reviews involved closed sessions with the employee and the Township Board discussing the review in private. The employee may ask that the reviews be held in private or public.

There are forms for a written evaluation if the Board chose to complete these. The Board could also chose to conduct a verbal review only. This needs to be discussed at the next Budget meeting.

Request for Proposals (RFP's) for the North Village Project

There are two perspective developers who are discussing the North Village Project. However, more time is needed for them to conduct their research and to put together their response to the RFP. Therefore, the submittal date has been extended to June 20, 2018.

Police and Fire Union Contracts

The current contracts expire June 30. Public Safety Director Bill Wagner will be coordinating the negotiation process for the Township.

Employee Health Insurance

The Township's representative with Burnham and Flower Insurance Group stated that the rates this year are uncertain at this time. Rates will be provided in the Fall. But he has recommended to be safe the Township should plan for at least a 15 % rate increase.

Professional Services

I have contacted the Township Attorneys, Auditors, Planners, Assessors, and Engineers as part of the development of the FY 2018/19 Budget Year.

Surplus Property Sale by Northfield Township

This will be held on May 22 from 4:30 to 6 PM. Come prepared to pay for your purchases and remove your items the same evening.

NORTHFIELD TOWNSHIP
Township Board Special Meeting
Minutes
April 10, 2018

CALL TO ORDER

The meeting was called to order at 6:10 P.M. by Supervisor Chockley at 8350 Main Street.

Supervisor Chockley led those present in the Pledge of Allegiance.

ROLL CALL

| | |
|------------------------------|--------------------------------|
| Marlene Chockley, Supervisor | Present |
| Kathleen Manley, Clerk | Present |
| Lenore Zelenock, Treasurer | Present |
| Tawn Beliger, Trustee | Present |
| Janet Chick, Trustee | Present (Arrived at 6:18 P.M.) |
| Wayne Dockett, Trustee | Present (Arrived at 6:20 P.M.) |
| Jacki Otto, Trustee | Present (Arrived at 6:15 P.M.) |

Also present:

Township Manager Steven Aynes
Township Attorney Bradford Maynes
Township Labor Attorney Kevin Kilby
Recording Secretary Lisa Lemble

ADOPT AGENDA

- **Motion:** Chockley moved, Manley supported, that the agenda be adopted as presented.
Motion carried 4—0 on a voice vote.

FIRST CALL TO THE PUBLIC

None present. [Otto arrived].

BOARD MEMBER COMMENTS

None. [Chick arrived].

CORRESPONDENCE AND ANNOUNCEMENTS

None. [Dockett arrived].

CLOSED SESSION

- **Motion:** Chockley moved, Beliger supported, that the Board go into closed session to receive attorney-client privileged communications pursuant to MCL 15.268(8)(h).
Motion carried 7—0 on a roll call vote.

- **Motion:** Chockley moved, Otto supported, that the Board return to open session.
Motion carried 7—0 on a roll call vote.

[Dockett left the room].

- **Motion:** Chockley moved, Beliger supported, to amend the agenda to remove Item 2, "Possible Closed Session, pursuant to MCL 15.268(8)(a), if requested by employee" from the agenda.
Motion carried 6—0 on a roll call vote.

[Dockett returned].

MOTION RESULTING FROM OPEN SESSION

- **Motion:** Otto moved, Chick supported, to have the Township Manager research with the Township's health insurance agency to determine whether "actively at work" is a condition for insurance benefits and to report back to the Board.
Motion carried 6—0 on a voice vote.

SECOND CALL TO THE PUBLIC

No comments. [Otto left the room].

BOARD MEMBER COMMENTS

In answer to a question from Zelenock, Aynes said he provided Board comments about the status of Lt. Greene to Township Labor Attorney Stacy Belisle for preparation of a press release, but issuance was delayed until after this meeting. He said he will send the statement to the Board for review before releasing it.

ADJOURNMENT

- **Motion:** Chockley moved, Chick supported, that the meeting be adjourned.
Motion carried 6—0 on a voice vote.

The meeting adjourned at 7:08 P.M.

Submitted by Lisa Lemble. Corrections to the originally issued minutes are indicated as follows:
Wording removed is ~~stricken through~~; wording added is underlined.

Approved by the Township Board on _____, 2018.

Kathleen Manley, Clerk

NORTHFIELD TOWNSHIP

Township Board

Minutes

April 10, 2018

CALL TO ORDER

The meeting was called to order at 7:11 P.M. by Supervisor Chockley at 8350 Main Street.

INVOCATION/PLEDGE

Supervisor Chockley led those present in a brief invocation and the Pledge of Allegiance.

ROLL CALL

| | |
|------------------------------|---------|
| Marlene Chockley, Supervisor | Present |
| Kathleen Manley, Clerk | Present |
| Lenore Zelenock, Treasurer | Present |
| Tawn Beliger, Trustee | Present |
| Janet Chick, Trustee | Present |
| Wayne Dockett, Trustee | Present |
| Jacki Otto, Trustee | Present |

Also present:

Public Safety Director William Wagner
Wastewater Treatment Plant Superintendent Dan Willis
Township Manager Steven Aynes
Township Attorney Bradford Maynes
Recording Secretary Lisa Lemble
Members of the community

ADOPT AGENDA

- **Motion:** Chockley moved, Manley supported, that the Kiwanis presentation be moved up on the agenda to be Item 1. **Motion carried 5—2 on a roll call vote, Zelenock and Dockett opposed.**

ADOPT CONSENT AGENDA

Beliger asked that the Assessing report and the March 13th regular session minutes be pulled from the consent agenda for discussion. Chockley asked that the March 27th regular session minutes be pulled for discussion.

- **Motion:** Chockley moved, Beliger supported, that the consent agenda be adopted as amended. **Motion carried 7—0 on a voice vote.**

FIRST CALL TO THE PUBLIC

Amy Steffens, 9168 Lakewood Drive, made comments and asked questions about the proposed Resolution 18-579.

BOARD MEMBER COMMENTS

Dockett questioned whether the proposed holiday sales zoning ordinance amendment the Planning Commission is currently working on is necessary. Chick explained the Commission is broadening an existing ordinance and noted that the Township Board sets fees for permits. Aynes noted the sewer line in the Community Center backed up requiring professional cleaning, and the Center is expected to reopen on Thursday.

CORRESPONDENCE AND ANNOUNCEMENTS

Chockley referred to the notification from Hamburg Township about their intent to update their Master Plan.

REPORTS/UPDATES

Zoning Board of Appeals. Did not meet in March.

Planning Commission. Chick referred to her written report, noting that the ordinance regarding Temporary Specialty Stores will probably be finalized this month.

Parks and Recreation. Beliger reported a grant application was submitted for improvements along the Barker Road Non-motorized Path. The next meeting is April 19th.

Land Preservation. The next meeting is April 12th. Otto asked about the Facebook page set up by the Committee and said it should be approved by the Board. Zelenock said it will be taken down and the committee will issue all information through the Township's website.

Financial/Treasurer. Zelenock referred to her written report.

Fund Balance. Chockley referred to the written report.

Supervisor. Chockley asked Board members to send any input to her that they would like included in a resolution regarding the Road Commission's plans for removing trees along North Territorial and Mast Roads for consideration by the Board on May 8th. There was considerable discussion about this including the purposes of both the grant for the tree removal and the resolution.

Chockley also reported that the Water Resources Commissioner approved the permit today for the Catholic Church Drain so the culvert is scheduled for replacement on Thursday.

Manager. At Aynes request, Maynes reported that the open pit inspection following demolition of the structure at 7775 Shady Beach was approved today, so he will be bringing approval of dismissal to the lawsuit to the Board.

Aynes referred to his written report and also commented on the grant application previously reported on by Beliger. In answer to a question he said he should have a draft of the Employee Handbook available for the Board in May. He also answered questions about his investigation of the legal aspects of the LAWNET lease, waiving of a \$50 fee for MDOT for assigning of an address, and disposing of unneeded Township furniture and equipment.

Assessing. Chockley answered questions from Beliger about the Assessing report and referred her to Assessor Monchak about details.

Wastewater Treatment. At Beliger's request Superintendent Willis reviewed highlights of his written report.

AGENDA ITEMS

0. Minutes

Chockley and Beliger made two corrections.

- **Motion:** Chockley moved, Chick supported, that the minutes of the March 13 and March 27, 2018, Township Board meetings be approved as amended. **Motion carried 7—0 on a roll call vote.**

7.

Kiwanis Proposal for 75 Barker Road

Kiwanis members Margaret Riddell and Andy Lakatos presented proposals for either purchase or lease of 75 Barker Road by the Kiwanis for use as their thrift store and a community center. The Board and Maynes discussed the need for any sale or lease of Township property to be at market value, the need to protect the public during any use of the building, and the idea of developing a long-term plan for the building.

Zelenock and Otto noted they are Kiwanis members and will recuse themselves from any official Board actions involving Kiwanis. Dockett recalled that a sales agreement for the entire property was entered into in 2010 for \$145,000, but the sale was not completed. The Board discussed past and potential future uses, safety concerns due to structural issues, and how to proceed. Lakatos suggested having the Township inspect the building regarding safety issues and Chockley suggested creating a subcommittee and coordinating with the DDA.

1.

Civic Event Application: 4th of July Fireworks

Chief Wagner said the date of June 30th is also a German Park event which will spread the Police Department rather thin, but he will make it work. He asked that the Township post signs about alcohol consumption, swimming, pets, parking, etc.

- **Motion:** Chockley moved, Zelenock supported, that action on the Civic Event Application for the 4th of July Fireworks be postponed pending receipt of additional information about parking. **Motion carried 7—0 on a roll call vote.**

2.

Resolution 18-583: Road Closure for Fireworks

- **Motion:** Beliger moved, Otto supported, to approve Resolution 18-583: Road Closure for Fireworks. **Motion carried 7—0 on a roll call vote. Resolution adopted.**

3.

Request for Pay Increase for Hunter Lewis

- **Motion:** Chockley moved, Chick supported, to increase Hunter Lewis' base pay from \$14.42 to \$15.00/hour. **Motion carried 7—0 on a voice vote.**

4.

MDOT Request to Waive Fees

- **Motion:** Chockley moved, Manley supported, to waive up to \$550 in in-house fees associated with the MDOT Park and Ride for assigning an address and for a lot split, but not including the zoning application or site plan fee.

Chockley explained this lot will have solar lighting, which will cost MDOT more money, but it will save the Township money on the electric bill for the lights. She said they are also studying extending the non-motorized pathway to the lot from Barker Road. She said this involves a minimal amount of money compared to the benefit received.

Motion failed 2—5 on a voice vote, Otto, Zelenock, Dockett, Chick, and Beliger opposed.

5.

Streetlight Replacement Proposal

Chockley distributed maps showing all streetlights in the Township, noting that only one is currently an LED. She explained that switching all of the rest from mercury vapor to LEDs would save the Township \$8,697/year with a payback period of 2.84 years. She said the cost of the conversion can be reduced by first identifying all burned out bulbs, because DTE will replace them at no charge with LEDs.

Beliger said the only bid is from DTE. Chockley said she has been told a private maintenance company can be hired, but she has been told that is more expensive.

- **Motion:** Chockley moved, Chick supported, to authorize the Township Manager to obtain a municipal streetlight purchase agreement from DTE for the mercury vapor streetlight replacement and authorize his signature on the contract, pending approval of the Township attorney.

Dockett said the contract does not indicate what the fees will be after installation.

- **Amendment to motion:** Zelenock moved, Chockley supported, that the final cost to convert after rebate will not exceed \$25,000, and that the annual savings will be approximately \$8,700 with a payback period of 2.84 years.

Beliger expressed concern about the light quality of LEDs.

Amendment to motion carried 6—1 on a roll call vote, Dockett opposed.

- **Amended motion:** Chockley moved, Chick supported, to authorize the Township Manager to obtain a municipal streetlight purchase agreement from DTE for the mercury vapor streetlight replacement, to authorize his signature on the contract pending approval of the Township attorney, that the final cost to convert after rebate will not exceed \$25,000, and that the annual savings will be approximately \$8,700 with a payback period of 2.84 years. **Amended motion passed 5—2 on a roll call vote, Dockett and Beliger opposed.**

6.

Resolution 18-579:

Preclusion of Board of Trustees Members from Participating in Building and Zoning Meetings

Chick read her memo and explained that the purpose of the proposal is to maintain public trust and eliminate the appearance of Board members having undue influence on proposed development projects. Board members comments included that they can add value to meetings with potential developers, Board members are elected to serve residents, and potential conflicts could be created for the Board's representatives to the ZBA and Planning Commission if they participate in pre-development meetings.

- **Motion:** Chick moved, Otto supported, to approve Resolution 18-579 to Preclude Board Members as Individuals from Participating in any Pre-Development, Concept Meetings or Negotiations with Building and Zoning Applicants.

Board members made comments, including that they should be able to attend any public meetings they want to and the intent of and need for the resolution. Chockley noted there is a State statute governing standards of conduct for public officials and said an alternative, less restrictive, policy was recommended to her. Maynes said based on the discussion he could prepare a revised proposal.

Chick withdrew her motion to allow the Township attorney to develop a proposed policy.

8.

Section 125 Premium Only Plan Document

- **Motion:** Zelenock moved, Dockett supported, to postpone discussion and action on Section 125 Premium Only Plan Document due to time constraints. **Motion carried 7—0 on a voice vote.**

9. Bills

- **Motion:** Chockley moved, Otto supported, to adopt the bills. **Motion carried 6—1 on a roll call vote, Beliger opposed.**

SECOND CALL TO THE PUBLIC

Margaret Riddell and Amy Steffens comments on the proposed Resolution 18-579.

BOARD MEMBER COMMENTS

Board members made comments about 75 Barker Road, supporting local businesses, the experience of developers in Green Oak vs. Northfield Townships, and the conduct and length of Board meetings. They thanked Kiwanis, members of the public, and the Police and Fire personnel, and noted it cost the taxpayers \$761,215.81 to run the Township in March.

CORRESPONDENCE AND ANNOUNCEMENTS

Manley noted Northfield Township voters in the Ann Arbor Public School district will be voting at Salem Township Hall in the school millage election. Chockley asked for input from Board members related to sessions she will be attending at the Michigan Townships Association annual conference.

ADJOURNMENT

- **Motion:** Beliger moved that the meeting be adjourned. **Motion carried 7—0 on a voice vote.**

The meeting adjourned at 10:15 P.M.

Submitted by Lisa Lemble.

Corrections to the originally issued minutes are indicated as follows:

Wording removed is ~~stricken through~~;

Wording added is underlined.

Approved by the Township Board on _____, 2018.

Kathleen Manley, Clerk

Official minutes of all meetings are available on the Township's website at http://www.twp-northfield.org/government/township_board_of_trustees/

NORTHFIELD TOWNSHIP

Township Board

Minutes

April 24, 2018

CALL TO ORDER

The meeting was called to order at 7:01 P.M. by Clerk Manley at 8350 Main Street.

INVOCATION/PLEDGE

Otto provided a brief invocation and led those present in the Pledge of Allegiance.

ROLL CALL

| | |
|------------------------------|--------------------|
| Marlene Chockley, Supervisor | Absent with notice |
| Kathleen Manley, Clerk | Present |
| Lenore Zelenock, Treasurer | Present |
| Tawn Beliger, Trustee | Absent with notice |
| Janet Chick, Trustee | Present |
| Wayne Dockett, Trustee | Present |
| Jacki Otto, Trustee | Present |

Also present:

Township Manager Steven Aynes
Township Attorney Bradford Maynes
Recording Secretary Lisa Lemble
Members of the community

ADOPT AGENDA

- **Motion:** Chick moved, Zelenock supported, that the agenda be adopted as presented.
Motion carried 5—0 on a voice vote.

FIRST CALL TO THE PUBLIC

Chuck Steuer, 760 Six Mile Road, Parks and Recreation Committee member, spoke about the dog park, including about rules for use and requirements that should apply for anyone filing a complaint with the Township, and about parking for the 4th of July Fireworks.

BOARD MEMBER RESPONSE

Otto read a statement from Tawn Beliger about dog park rules requesting that an action item be placed on the agenda. Dockett also commented the issue of dog park rules. Chick noted that the Board had received information about this and it will be on the next agenda.

CORRESPONDENCE AND ANNOUNCEMENTS

Zelenock reported that she spoke with MDOT officials who told her they will make sure the missing Six Mile lights are replaced. In answer to a question from Zelenock, Aynes said he just received information about possibly tax abatement for the downtown area, and he will be researching that and reporting to the Board.

AGENDA ITEMS

1. Civic Event Application: 4th of July Fireworks

Dennis Cazan, President of 4th of July Committee, appeared in support of the application, noting that they would like to put up a banner over Main Street before Memorial Day.

- **Motion:** Otto moved, Chick supported, to accept the Whitmore Lake Civic Event Application for the 4th of July Fireworks.
- **Amendment to motion:** Zelenock moved, Dockett supported, to amend the motion to make approval subject to the Public Safety Director signing off.

Maynes noted the banner would require approval from the Road Commission.

Motion withdrawn.

- **Motion:** Zelenock moved, Otto supported, to accept the Whitmore Lake Civic Event Application for the 4th of July Fireworks, subject to approval of the Road Commission and Public Safety Director, and subject to peddler permits being approved at least 48 hours in advance of the event.

There was discussion about when the banner could go up. It was agreed that would need to be addressed separately because the proposal in the permit application to have the banner up from May 25th through July 14th exceeds the 30 days allowed under the ordinance. Cazan also asked about parking, and it was agreed that would have to be addressed separately.

Motion carried 5—0 on a roll call vote.

There was discussion about whether no swimming signs need to be posted on the waterfront portion of the Township's property.

- **Motion:** Otto moved, Chick supported, to approve parking in the North Village Park next to the post office for the 4th of July Fireworks, and that the Township post "No Lake Access" signs on the frontage of the lake.

At Zelenock's request Cazan explained how parking will be handled and said there is no charge, but donations for the event are accepted. Zelenock suggested that to treat all groups equally fees be charged and 5% up to \$500 be given to the Township from the proceeds for park maintenance (as was done for the Pond Hockey event).

**Northfield Township Board Meeting
Minutes of Regular Meeting
Public Safety Building; 8350 Main Street
April 24, 2018**

- ▶ **Amendment to motion:** Zelenock moved, Manley supported, to add a 5% donation up to \$500 to the Township for the use of the parking. **Amendment to motion carried 5—0 on a voice vote.**

- ▶ **Amended motion:** Otto moved, Chick supported, to approve parking in the North Village Park next to the post office for the 4th of July Fireworks, that the Township post "No Lake Access" signs on the frontage of the lake, and to add a 5% donation up to \$500 for the use of the parking. **Amended motion carried 5—0 on a roll call vote.**

**2.
Civic Event Application:
German Park Annual Picnics**

Wally Jarvis, President of the German Park, appeared.

- ▶ **Motion:** Chick moved, Manley supported, to approve the Civic Event Application for German Park to run from 6/30/2018 to 8/25/18, and to approve the alcohol permit, subject to approval by Public Safety Director William Wagner. **Motion carried 5—0 on a roll call vote.**

Jarvis noted this is German Park's 80th year and he welcomed the Board to join them in celebrating.

**3.
Request for Amendment
to LAWNET Lease Agreement**

Aynes recommended that the LAWNET lease be amended to delay the start to July 1st due to construction delays. Dockett said he will continue to vote against this lease as it there is no way to know if the Township will need that space during the next five years.

- ▶ **Motion:** Manley moved, Otto supported, to approve Aynes signing a revision to the LAWNET lease to begin 7/1/2018, extending the end date to 6/30/2023. **Motion carried 4—1 on a roll call vote, Dockett opposed.**

**4.
Clarification of MDOT Request to Waive Fees**

Aynes referred to his April 19th memo clarifying fees charged by the Township to MDOT related to the Park & Ride project and which fees had been paid or waived. Referring to the \$40 address assignment fee paid by Aynes because the Township did not approve that waiver, Dockett said he would be in favor of reimbursing Aynes.

The Board discussed the pros and cons of waiving various fees.

- ▶ **Motion:** Otto moved, Dockett supported, to reimburse Aynes the \$40 he paid for the MDOT address assignment fee. **Motion carried 5—0 on a voice vote.**

The Board asked Aynes to develop a policy on which fees the Township should waive.

**5.
Library Request to Waive Fees**

- ▶ **Motion:** Manley moved to waive the \$2,200 site plan review and \$1,800 conditional use permit for construction of a Library pavilion. **Motion died for lack of a second.**

Board members noted Township taxpayers would have to cover those costs if the fees were waived.

**6.
Request for Township Contribution
for Annual Clean-up Day**

- ▶ **Motion:** Manley moved, Otto supported, that the Township contribute \$2,000 toward the costs of the County Clean-up Day on June 9th. **Motion carried 5—0 on a voice vote.**

**7.
Request to Auction Township Items**

Manley explained that having this auction prior to the County Cleanup Day will allow the Township to use the cleanup day to discard of any remaining items.

- ▶ **Motion:** Manley moved, Chick supported, to allow Aynes to hold an auction for unwanted items on the second floor of the Public Safety Building as soon as possible. **Motion carried 5—0 on a roll call vote.**

**8.
Section 125 Premium Only Plan P.O.P.) Document**

a. *HSA Participation Agreement.* Aynes explained that this agreement would continue the use of Health Savings Accounts employees have had for many years.

- ▶ **Motion:** Otto moved, Chick supported, to accept the Health Savings Account proposal through Burnham & Flowers insurance group for the indefinite period of time that started January 1, 2017, as approved by the Township labor attorney. **Motion carried 4—1 on a roll call vote, Dockett opposed.**

b. *Resolution 18-584: Certificate of Resolution for the HSA Participation Agreement.*

- ▶ **Motion:** Otto moved, Chick supported, to accept Resolution 18-584 for the HSA Participation Agreement. **Motion carried 4—1 on a roll call vote, Dockett opposed. Resolution adopted.**

**Northfield Township Board Meeting
Minutes of Regular Meeting
Public Safety Building; 8350 Main Street
April 24, 2018**

DISCUSSION ITEMS

1.

Closed Session Frequency and Content

The Board discussed that the last closed session was held only for the Township labor attorney to tell the Board that there was nothing new to report, and that it seemed like an unnecessary expense and use of time. At the Board's request Aynes said he will provide an accounting of labor attorney costs. The Board also discussed the unemployment claim by Lt. Greene.

The Board discussed whether closed sessions should be held before or after regular sessions.

2.

**Independent Contractor Agreements for
Recording Secretary and A/V Operator:
Legal Opinion**

The Board discussed the memo from labor attorney Stacy Belisle regarding her opinion as to whether the recording secretary and A/V operator are independent contractors or employees. Lemble noted she had not previously seen the opinion letter, and much of the information used as the basis of the opinion is incorrect.

It was agreed that Aynes will set up meetings within the next month with all people providing services to the Township who could be considered independent contractors.

SECOND CALL TO THE PUBLIC

Chuck Steuer commented on the request for waiving of fees by MDOT.

BOARD MEMBER COMMENTS

Board members urged people to support local businesses, thanked Manley for chairing the meeting, referred to the excellent work being done by the zoning administrator to serve citizens and businesses, thanked the public for coming, and urged the public to let Board members know of any problems they see in the Township.

CORRESPONDENCE AND ANNOUNCEMENTS

Aynes reported that the Catholic Church-Horseshoe Lake drain has been repaired and Northfield Church Road has reopened. He noted the total cost was only \$10,000, of which the Township will pay about one-third, rather than the original \$20,000 estimate.

ADJOURNMENT

- **Motion:** Chick moved, Otto supported, that the meeting be adjourned.
Motion carried 5—0 on a voice vote.

The meeting adjourned at 8:37 P.M.

Submitted by Lisa Lemble.

Corrections to the originally issued minutes are indicated as follows:
Wording removed is ~~stricken through~~;
Wording added is underlined.

Approved by the Township Board on _____, 2018.

Kathleen Manley, Clerk

Official minutes of all meetings are available on the Township's website at
http://www.twp-northfield.org/government/township_board_of_trustees/